

Biotinylated Recombinant Human Ep-CAM/TROP-1/CD326 Protein

Catalog No.: RP02540B **Recombinant**

Sequence Information

Species	Gene ID	Swiss Prot
Human	4072	P16422

Tags

C-His&Avi

Synonyms

CD326; EGP; EGP-2; EGP314; EGP40; EpCAM; 17-1A; 323/A3; ACSTD1; DIAR5; GA733-2; gp40; HNPCC8; KS1/4; KSAHEA125; M1S2; M4S1; M4S1Ly74; MIC18MH99; MOC31; TACST-1; TACSTD1; TROP1; ESA; KS1/4; KSA; MIC18; MK1

Product Information

Source	Purification
HEK293 cells	≥ 95 % as determined by Tris-Bis PAGE; ≥ 95 % as determined by HPLC.

Calculated MW	Observed MW
30.1 kDa	30-45 kDa

Endotoxin

< 1 EU/μg of the protein by LAL method.

Formulation

Lyophilized from a 0.22 μm filtered solution of PBS, pH 7.4.

Reconstitution

Centrifuge the tube before opening. Reconstitute to a concentration of 0.1-0.5 mg/mL in sterile distilled water. Avoid vortex or vigorously pipetting the protein. For long term storage, it is recommended to add a carrier protein or stabilizer (e.g. 0.1% BSA, 5% HSA, 10% FBS or 5% Trehalose), and aliquot the reconstituted protein solution to minimize freeze-thaw cycles.

Background

Epithelial Cellular Adhesion Molecule (EpCAM), also known as KS1/4, gp40, GA733-2, 17-1A, and TROP?1, is a 40 kDa transmembrane glycoprotein that consists of a 242 amino acid (aa) extracellular domain with two EGF?like repeats, a 23 aa transmembrane segment, and a 26 aa cytoplasmic domain.

Basic Information

Description

Biotinylated Recombinant Human Ep-CAM/TROP-1/CD326 Protein is produced by Expi293 expression system. The target protein is expressed with sequence (Gln24-Lys245) of Human Ep-CAM/TROP-1/CD326 fused with a His and Avi tag at the C-terminal.

Bio-Activity

Shipping

The product is shipped at ambient temperature. Upon receipt, store it immediately at the temperature recommended below.

Storage

Store at -20°C. Store the lyophilized protein at -20°C to -80°C up to 1 year from the date of receipt. After reconstitution, the protein solution is stable at -20°C for 3 months, at 2-8°C for up to 1 week. Avoid repeated freeze/thaw cycles.

Operational Notes

For your safety and health, please wear a lab coat and disposable gloves for handling.

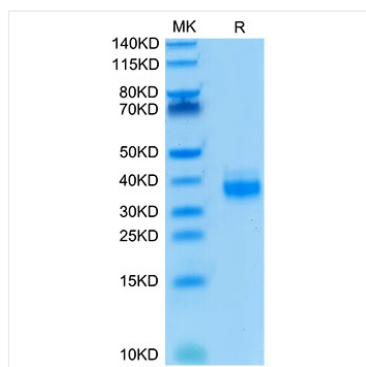
Contact

☎ | 400-999-6126

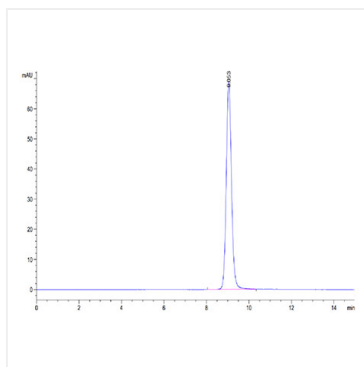
✉ | cn.market@abclonal.com.cn



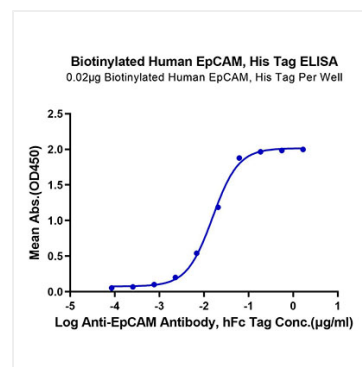
Validation Data



Biotinylated Recombinant Human EpCAM/TROP-1/CD326 Protein was determined by Tris-Bis PAGE under reducing conditions.



The purity of Biotinylated Human EpCAM is greater than 95% as determined by SEC-HPLC.



Immobilized Biotinylated Human EpCAM, His Tag at 0.2µg/ml (100ul/Well) on the plate. Dose response curve for Anti-EpCAM Antibody, hFc Tag with the EC₅₀ of 15.6ng/ml determined by ELISA.