

Biotinylated Recombinant Human uPA/PLAU Protein

Catalog No.: RP00648B **Recombinant**

Sequence Information

Species	Gene ID	Swiss Prot
Human	5328	P00749-1

Tags

C-His&Avi

Synonyms

PLAU; Urokinase; ATF; UPA; URK; u-PA; BDPLT5; QPD

Product Information

Source	Purification
HEK293 cells	≥ 95 % as determined by SDS-PAGE; ≥ 95 % as determined by HPLC.

Calculated MW	Observed MW
49.3 kDa	24-26, 35-38, 52-60 kDa

Endotoxin

< 1 EU/μg of the protein by LAL method.

Formulation

Lyophilized from 0.22 μm filtered solution in PBS (pH 7.4). Normally 8% trehalose is added as protectant before lyophilization.

Reconstitution

Centrifuge the vial before opening. Reconstitute to a concentration of 0.1-0.5 mg/mL in sterile distilled water. Avoid vortex or vigorously pipetting the protein. For long term storage, it is recommended to add a carrier protein or stabilizer (e.g. 0.1% BSA, 5% HSA, 10% FBS or 5% Trehalose), and aliquot the reconstituted protein solution to minimize free-thaw cycles.

Contact

☎ | 400-999-6126

Background

Plasminogen activator, urokinase (uPA) is a secreted serine protease whose Dysregulation is often accompanied by various cancers. PLAU inhibition could suppress tumor growth. Collectively, PLAU is necessary for tumor progression and can be a diagnostic and prognostic biomarker in HNSCC.

Basic Information

Description

Biotinylated Recombinant Human uPA/PLAU Protein is produced by HEK293 cells expression system. The target protein is expressed with sequence (Ser21-Leu431) of Human uPA/PLAU (Accession #P00749-1) fused with a C-His&Avi tag at the C-terminus.

Bio-Activity

Shipping

The product is shipped at ambient temperature. Upon receipt, store it immediately at the temperature recommended below.

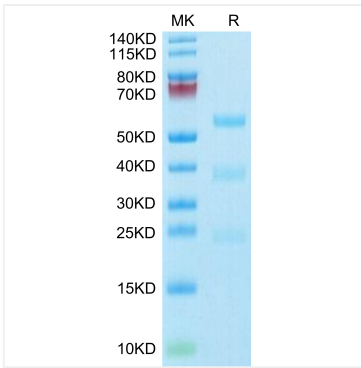
Storage

Store at -20°C. Store the lyophilized protein at -20°C to -80 °C up to 1 year from the date of receipt. After reconstitution, the protein solution is stable at -20°C for 3 months, at 2-8°C for up to 1 week. Avoid repeated freeze/thaw cycles.

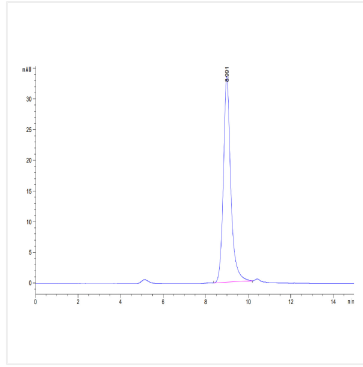
Operational Notes

For your safety and health, please wear a lab coat and disposable gloves for handling.

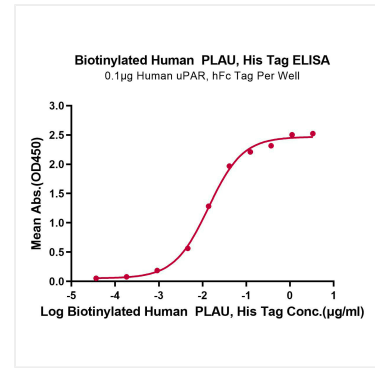
Validation Data



Biotinylated Recombinant Human uPA/PLAU Protein was determined by Tris-Bis PAGE under reducing conditions.



The purity of Biotinylated Human PLAU is greater than 95% as determined by SEC-HPLC.



Immobilized Human uPAR, hFc Tag at 1 µg/mL (100 µL/well) on the plate. Dose response curve for Biotinylated Human PLAU, His Tag with the EC₅₀ of 13.6ng/mL determined by ELISA.