

Biotinylated Recombinant Human SLAMF7/CD319 Protein

Catalog No.: RP02565 **Recombinant**

Sequence Information

Species	Gene ID	Swiss Prot
Human		Q9NQ25-1

Tags

C-His&Avi

Synonyms

CD2 subset 1; CRACC; Novel Ly9; CD319; SLAMF7; CS1; 19A; FOAP-12

Product Information

Source	Purification
HEK293 cells	> 95% as determined by Tris-Bis PAGE > 95% as determined by HPLC

Endotoxin

Less than 1EU per µg by the LAL method.

Formulation

Reconstitution

Centrifuge the tube before opening. Reconstitute to a concentration of 0.1-0.5 mg/mL in sterile distilled water. Avoid vortex or vigorously pipetting the protein. For long term storage, it is recommended to add a carrier protein or stabilizer (e.g. 0.1% BSA, 5% HSA, 10% FBS or 5% Trehalose), and aliquot the reconstituted protein solution to minimize free-thaw cycles.

Contact

☎		400-999-6126
✉		cn.market@abclonal.com.cn
🌐		www.abclonal.com.cn

Background

CD2-like receptor activating cytotoxic cells (CRACC), also known as CS1, novel Ly9, SLAMF7, and CD319, is a 65-75 kDa type I transmembrane glycoprotein in the SLAM subgroup of the CD2 family. Self-ligand receptor of the signaling lymphocytic activation molecule (SLAM) family. SLAM receptors triggered by homo- or heterotypic cell-cell interactions are modulating the activation and differentiation of a wide variety of immune cells and thus are involved in the regulation and interconnection of both innate and adaptive immune response.

Basic Information

Description

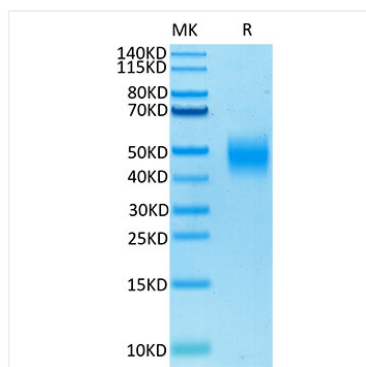
Recombinant Biotinylated Human SLAMF7/CRACC/CD319 Protein is expressed from Expi293 with His tag and Avi tag at the C-terminal. It contains Ser23-Met226

Bio-Activity

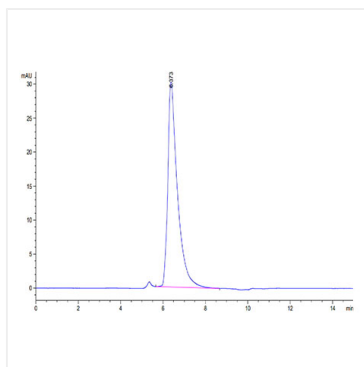
Storage

Store the lyophilized protein at -20°C to -80°C for long term. After reconstitution, the protein solution is stable at -20°C for 3 months, at 2-8°C for up to 1 week. Avoid repeated freeze/thaw cycles.

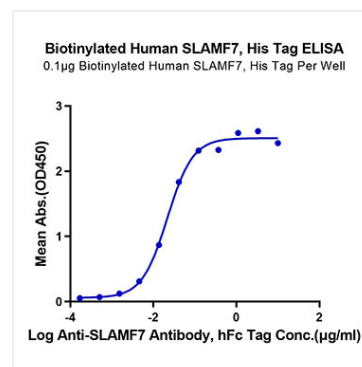
Validation Data



Biotinylated Human SLAMF7 on Tris-Bis PAGE under reduced condition. The purity is greater than 95%.



The purity of Biotinylated Human SLAMF7 is greater than 95% as determined by SEC-HPLC.



Immobilized Biotinylated Human SLAMF7, His Tag at 1μg/ml (100μl/well) on the plate. Dose response curve for Anti-SLAMF7 Antibody, hFc Tag with the EC₅₀ of 21.8ng/ml determined by ELISA.