

Biotinylated Recombinant Human TNFRSF9/4-1BB/CD137 Protein

Catalog No.: RP02282B **Recombinant**

Sequence Information

Species	Gene ID	Swiss Prot
Human	3604	Q07011

Tags

C-His&Avi

Synonyms

TNFRSF9;4-1BB;CD137;CDw137;ILA

Product Information

Source

HEK293 cells

Purification

≥ 95 % as determined by Tris-Bis PAGE; ≥ 95 % as determined by HPLC.

Calculated MW

20.2 kDa

Observed MW

35-45 kDa

Endotoxin

< 1 EU/μg of the protein by LAL method.

Formulation

Lyophilized from a 0.22 μm filtered solution of PBS, pH 7.4. Normally 8% trehalose is added as protectant before lyophilization. Contact us for customized product form or formulation.

Reconstitution

Centrifuge the tube before opening. Reconstitute to a concentration of 0.1-0.5 mg/mL in sterile distilled water. Avoid vortex or vigorously pipetting the protein. For long term storage, it is recommended to add a carrier protein or stabilizer (e.g. 0.1% BSA, 5% HSA, 10% FBS or 5% Trehalose), and aliquot the reconstituted protein solution to minimize free-thaw cycles.

Contact

☎ | 400-999-6126

Background

4-1BB, is also known as CD137, is a type 2 transmembrane glycoprotein receptor belonging to the TNF superfamily. CD137 can be expressed by activated T cells, but to a larger extent on CD8 than on CD4 T cells. In addition, CD137 expression is found on dendritic cells, B cells, follicular dendritic cells, natural killer cells, granulocytes and cells of blood vessel walls at sites of inflammation.

Basic Information

Description

Biotinylated Recombinant Human 4-1BB Protein is produced by Expi293 expression system. The target protein is expressed with sequence (Leu24-Gln186) of Human 4-1BB fused with a His and Avi tag at the C-terminal.

Bio-Activity

Shipping

The product is shipped at ambient temperature. Upon receipt, store it immediately at the temperature recommended below.

Storage

Store at -20°C. Store the lyophilized protein at -20°C to -80°C up to 1 year from the date of receipt.

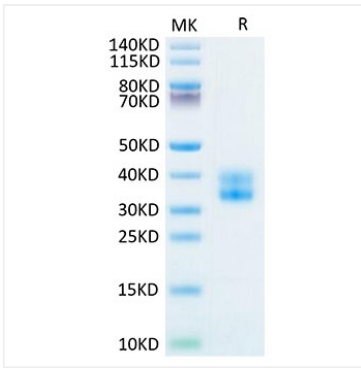
After reconstitution, the protein solution is stable at -20°C for 3 months, at 2-8°C for up to 1 week.

Avoid repeated freeze/thaw cycles.

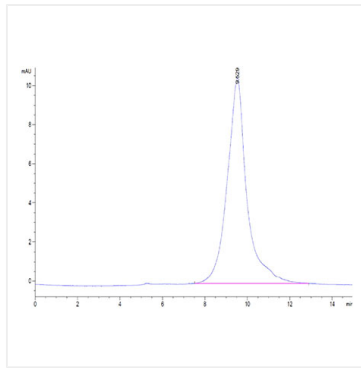
Operational Notes

For your safety and health, please wear a lab coat and disposable gloves for handling.

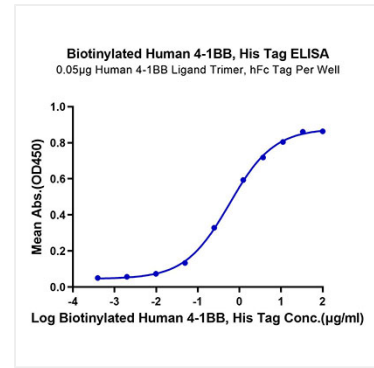
Validation Data



Biotinylated Recombinant Human TNFRSF9/4-1BB/CD137 Protein was determined by Tris-Bis PAGE under reducing conditions.



The purity of Biotinylated Human 4-1BB is greater than 95% as determined by SEC-HPLC.



Immobilized Human 4-1BB Ligand Trimer, hFc Tag at 0.5µg/ml (100µl/well) on the plate. Dose response curve for Biotinylated Human 4-1BB, His Tag with the EC_{50} of 0.58µg/ml determined by ELISA.