

Biotinylated Recombinant Human VEGFR-1/FLT-1 Protein

Catalog No.: RP02100B **Recombinant**

Sequence Information

Species	Gene ID	Swiss Prot
Human	2321	P17948-1

Tags

C-His&Avi

Synonyms

FLT;FLT-1;VEGFR-1;VEGFR1;FLT1

Product Information

Source	Purification
HEK293 cells	≥ 95 % as determined by Tris-Bis PAGE.

Calculated MW	Observed MW
85.1 kDa	100-120 kDa

Endotoxin

< 1 EU/μg of the protein by LAL method.

Formulation

Lyophilized from a 0.22 μm filtered solution of PBS, pH 7.4. Normally 8% trehalose is added as protectant before lyophilization. Contact us for customized product form or formulation.

Reconstitution

Centrifuge the tube before opening. Reconstitute to a concentration of 0.1-0.5 mg/mL in sterile distilled water. Avoid vortex or vigorously pipetting the protein. For long term storage, it is recommended to add a carrier protein or stabilizer (e.g. 0.1% BSA, 5% HSA, 10% FBS or 5% Trehalose), and aliquot the reconstituted protein solution to minimize free-thaw cycles.

Contact

☎ | 400-999-6126

✉ | cn.market@abclonal.com.cn

Background

VEGFR1 (vascular endothelial growth factor receptor 1), also called Flt-1 (Fms-like tyrosine kinase), is a 180 kDa type I transmembrane glycoprotein in the class III subfamily of receptor tyrosine kinases (RTKs). Tyrosine-protein kinase that acts as a cell-surface receptor for VEGFA, VEGFB and PGF, and plays an essential role in the development of embryonic vasculature, the regulation of angiogenesis, cell survival, cell migration, macrophage function, chemotaxis, and cancer cell invasion. May play an essential role as a negative regulator of embryonic angiogenesis by inhibiting excessive proliferation of endothelial cells.

Basic Information

Description

Biotinylated Recombinant Human VEGFR-1/FLT-1 Protein is produced by HEK293 cells expression system. The target protein is expressed with sequence (Ser27-His687) of Human VEGFR-1/FLT-1 (Accession #) fused with a His tag and Avi tag at the C-terminal.

Bio-Activity

Shipping

The product is shipped at ambient temperature. Upon receipt, store it immediately at the temperature recommended below.


Storage

Store at -20°C. Store the lyophilized protein at -20°C to -80°C up to 1 year from the date of receipt. After reconstitution, the protein solution is stable at -20°C for 3 months, at 2-8°C for up to 1 week. Avoid repeated freeze/thaw cycles.

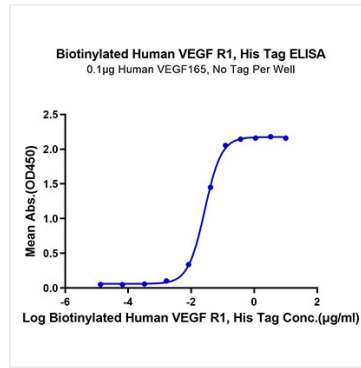
Operational Notes

For your safety and health, please wear a lab coat and disposable gloves for handling.

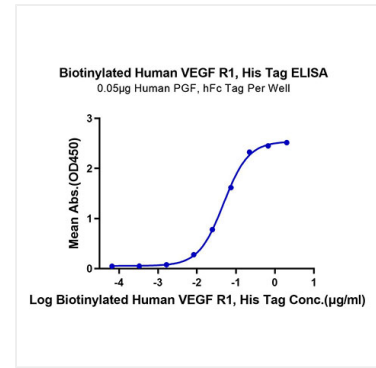
Validation Data



Biotinylated Recombinant Human VEGFR-1/FLT-1 Protein was determined by Tris-Bis PAGE under reducing conditions.



Immobilized Human VEGF165 at 1µg/ml (100µl/well) on the plate. Dose response curve for Biotinylated Human VEGF R1, His Tag with the EC₅₀ of 26.9ng/ml determined by ELISA.



Immobilized Human PGF, hFc Tag at 0.5µg/ml (100µl/Well) on the plate. Dose response curve for Biotinylated Human VEGF R1, His Tag with the EC₅₀ of 48ng/ml determined by ELISA.