

# Biotinylated Recombinant Human VEGF-A/VEGF165 Protein

Catalog No.: RP02097 **Recombinant**

## Sequence Information

Species	Gene ID	Swiss Prot
Human	7422	P15692-4

### Tags

C-His&Avi

### Synonyms

VEGFA; MVCD1; VEGF; VPF; vascular endothelial growth factor A; MVCD1; VEGF; VPF; L VEGFA; VEGF A

## Product Information

Source	Purification
HEK293 cells	> 95% by Tris-Bis PAGE

### Endotoxin

< 1 EU/μg of the protein by LAL method.

### Formulation

Lyophilized from a 0.22 μm filtered solution of PBS, pH 7.4.

### Reconstitution

Centrifuge the tube before opening. Reconstitute to a concentration of 0.1-0.5 mg/mL in sterile distilled water. Avoid vortex or vigorously pipetting the protein. For long term storage, it is recommended to add a carrier protein or stabilizer (e.g. 0.1% BSA, 5% HSA, 10% FBS or 5% Trehalose), and aliquot the reconstituted protein solution to minimize free-thaw cycles.

## Background

## Basic Information

### Description

Biotinylated Recombinant Human VEGF165 Protein is produced by Expi293 expression system. The target protein is expressed with sequence (Ala27-Arg191) of Human VEGF165 fused with a His tag and Avi tag at the C-terminal. .

### Bio-Activity

Immobilized biotinylated Human VEGFR1 at 0.5 μg/mL (100 μL/Well). Dose response curve for Biotinylated Human VEGF165 with the EC<sub>50</sub> of 26.17 ng/mL determined by ELISA.

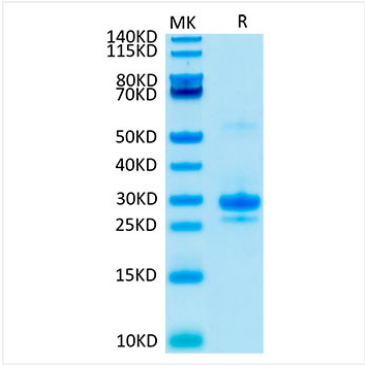
### Storage

Store the lyophilized protein at -20°C to -80°C for long term. After reconstitution, the protein solution is stable at -20°C for 3 months, at 2-8°C for up to 1 week. Avoid repeated freeze/thaw cycles.

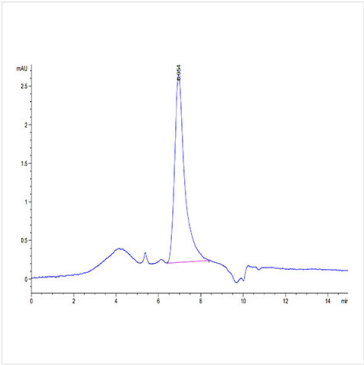
## Contact

☎		400-999-6126
✉		cn.market@abclonal.com.cn
🌐		www.abclonal.com.cn

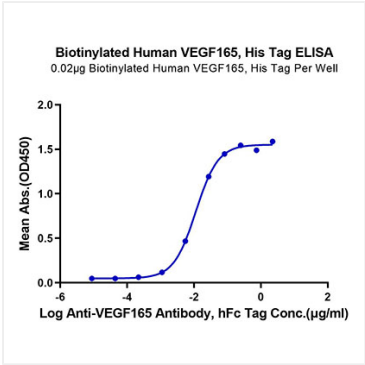
Validation Data



Biotinylated VEGF165 on Tris-Bis PAGE under reduced condition. The purity is greater than 95%.



The purity of Biotinylated Human VEGF165 is greater than 95% as determined by SEC-HPLC.



Immobilized Biotinylated Human VEGF165 at 0.2μg/ml (100μl/Well) on the plate. Dose response curve for Anti-VEGF165 Antibody, hFc Tag with the EC<sub>50</sub> of 11.3ng/ml determined by ELISA.