

# Biotinylated Recombinant Human TNFRSF10D/DcR2/TRAIL-R4/CD264 Protein

Catalog No.: RP02087B **Recombinant**

## Sequence Information

Species	Gene ID	Swiss Prot
Human	8793	Q9UBN6

### Tags

C-His&Avi

### Synonyms

CD264; DCR2; TRAIL-R4; TRAILR4; TRUNDD; TNFRSF10D; DCR2; TRAIL-R4; TRAILR4; TRUNDD

## Product Information

Source	Purification
HEK293 cells	≥ 95 % as determined by Tris-Bis PAGE; ≥ 95 % as determined by HPLC.

Calculated MW	Observed MW
19.4 kDa	38-50 kDa

### Endotoxin

< 1 EU/μg of the protein by LAL method.

### Formulation

Lyophilized from a 0.22 μm filtered solution of PBS, pH 7.4. Normally 8% trehalose is added as protectant before lyophilization. Contact us for customized product form or formulation.

### Reconstitution

Centrifuge the tube before opening. Reconstitute to a concentration of 0.1-0.5 mg/mL in sterile distilled water. Avoid vortex or vigorously pipetting the protein. For long term storage, it is recommended to add a carrier protein or stabilizer (e.g. 0.1% BSA, 5% HSA, 10% FBS or 5% Trehalose), and aliquot the reconstituted protein solution to minimize free-thaw cycles.

## Contact

☎ | 400-999-6126

## Background

TNF-related apoptosis inducing ligand (TRAIL) is a potential antitumor protein known for its ability to selectively eliminate various types of tumor cells without exerting toxic effects in normal cells and tissues. TRAIL-R2/DR5 as well as TRAIL-R3/DcR1 and TRAIL-R4/DcR2 were significantly higher expressed in advanced tumour stages.

## Basic Information

### Description

Biotinylated Recombinant Human TNFRSF10D/DcR2/TRAIL-R4/CD264 Protein is produced by Expi293 expression system. The target protein is expressed with sequence (Ala56-His211) of Human TNFRSF10D/DcR2/TRAIL-R4/CD264 fused with His tag and Avi tag at the C-terminus.

### Bio-Activity

### Shipping

The product is shipped at ambient temperature. Upon receipt, store it immediately at the temperature recommended below.

### Storage

Store at -20°C. Store the lyophilized protein at -20°C to -80°C up to 1 year from the date of receipt.

After reconstitution, the protein solution is stable at -20°C for 3 months, at 2-8°C for up to 1 week.

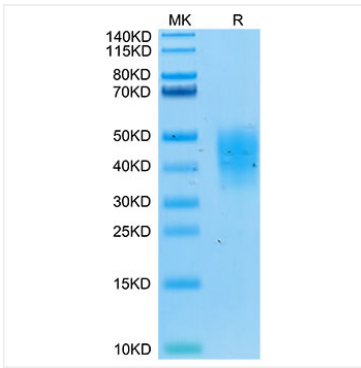
Avoid repeated freeze/thaw cycles.

### Operational Notes

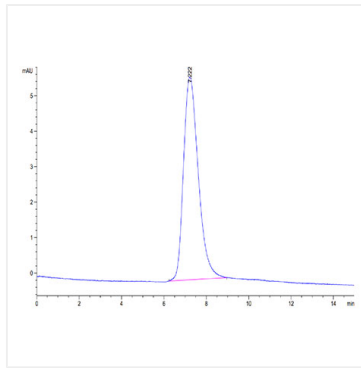
For your safety and health, please wear a lab coat and disposable gloves for handling.



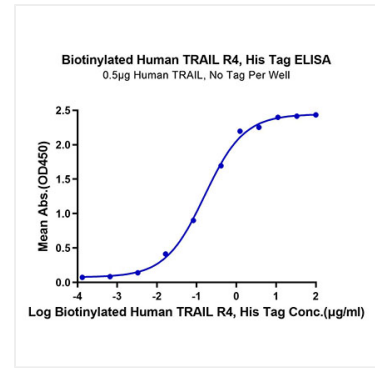
## Validation Data



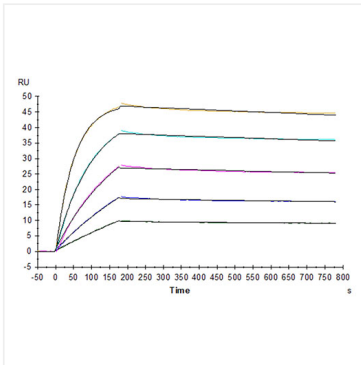
Biotinylated Recombinant Human TNFRSF10D/DcR2/TRAIL-R4/CD264 Protein was determined by Tris-Bis PAGE under reducing conditions.



The purity of Biotinylated Human TRAIL R4 is greater than 95% as determined by SEC-HPLC.



Immobilized Human TRAIL, No Tag at 5µg/ml (100µl/well) on the plate. Dose response curve for Biotinylated Human TRAIL R4, His Tag with the EC<sub>50</sub> of 0.14µg/ml determined by ELISA.



Biotinylated Human TRAIL R4, His-Avi Tag immobilized on CM5 Chip can bind Human TRAIL, No Tag with an affinity constant of 0.135 nM as determined in SPR assay (Biacore T200).