

Recombinant SARS-CoV-2 Spike RBD Protein

Catalog No.: RP01282 **Recombinant**

Sequence Information

Species	Gene ID	Swiss Prot
SARS-CoV-2	43740568	P0DTC2

Tags

C-His&Avi

Synonyms

Envelope;SARS-CoV-2 Spike RBD (N501Y);Spike;Spike ECD;Spike RBD;Spike S1;Spike S2;Spike S2 ECD;S1-RBD protein;NCP-CoV RBD Protein;novel coronavirus RBD Protein;2019-nCoV RBD Protein;S glycoprotein Subunit1 RBD Protein

Product Information

Source	Purification
HEK293 cells	> 95% by SDS-PAGE.> 95% by HPLC.

Endotoxin

< 1.0 EU/μg of the protein by LAL method.

Formulation

Lyophilized from a 0.22 μm filtered solution of PBS, pH 7.4 or Supplied as a 0.22 μm filtered solution in PBS, pH 7.4. Contact us for customized product form or formulation.

Reconstitution

Centrifuge the vial before opening. Reconstitute to a concentration of 0.1-0.5 mg/mL in sterile distilled water. Avoid vortex or vigorously pipetting the protein. For long term storage, it is recommended to add a carrier protein or stabilizer (e.g. 0.1% BSA, 5% HSA, 10% FBS or 5% Trehalose), and aliquot the reconstituted protein solution to minimize freeze-thaw cycles.

Contact

☎ | 400-999-6126

✉ | cn.market@abclonal.com.cn

Background

Basic Information

Description

Recombinant SARS-CoV-2 Spike RBD Protein is produced by HEK293 cells expression system. The target protein is expressed with sequence (Arg319-Phe541) of sars-cov-2 Spike RBD (Accession #YP_009724390.1) fused with a 6×His-Avi tag at the C-terminus.

Bio-Activity

Measured by its binding ability in a functional ELISA. Immobilized SARS-CoV-2 Spike RBD at 2 μg/mL (100 μL/well) can bind recombinant Human ACE2 with a linear range of 0.03-3.16 ng/mL.

Storage

Store the lyophilized protein at -20°C to -80°C for long term.

After reconstitution, the protein solution is stable at -20°C for 3 months, at 2-8°C for up to 1 week. or This liquid product is stable at ≤ -70°C for up to 1 year from the date of receipt.

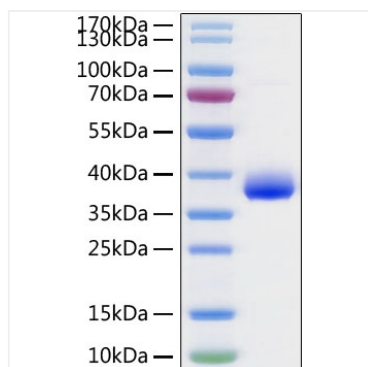
For optimal storage, aliquot into smaller quantities after centrifugation and store at recommended temperature.

Avoid repeated freeze/thaw cycles.

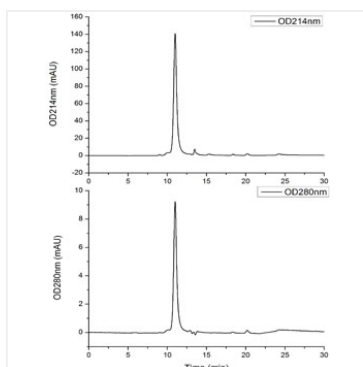


www.abclonal.com.cn

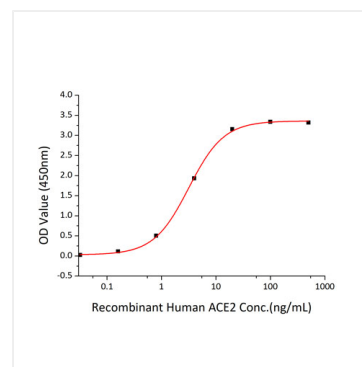
Validation Data



Recombinant SARS-CoV-2 Spike RBD Protein was determined by SDS-PAGE with Coomassie Blue, showing a band at 38 kDa.



The purity of SARS-COV-2 Spike RBD Protein with Avi and His tag (Cat.RP01282LQ) was greater than 95% as determined by SEC-HPLC.



Immobilized SARS-CoV-2 Spike RBD at 2 μ g/mL (100 μ L/well) can bind recombinant Human ACE2 with a linear range of 0.03-3.16 ng/mL.