Leader in Biomolecular Solutions for Life Science

www.abclonal.com

Recombinant SARS-CoV-2 Nucleocapsid Protein

Catalog No.: RP01264LQ Recombinant 3 Publications

Sequence Information

Species	Gene ID	Swiss Prot
SARS-CoV-2	43740575	

Tags
N-His

Synonyms
Nucleoprotein

Product Information

Source	Purification
E. coli	≥ 95 % as determined by SDS-PAGE;≥ 95 % as determined by HPLC.

Calculated MW	Observed MW
46.48 kDa	55 kDa

Endotoxin
< 1 EU/μg of the protein by LAL method.

Formulation
Supplied as a 0.22 μm filtered solution in 20mM Tris, 500mM NaCl, 0.1mM EDTA, 10% glycerol, pH8.0.Contact us for customized product form or formulation.

Reconstitution

Contact

400-999-6126

cn.market@abclonal.com.cn

www.abclonal.com.cn

Background

Basic Information

Description
Recombinant SARS-CoV-2(2019-nCoV) Nucleocapsid Protein is produced by *E. coli* expression system. The target protein is expressed with sequence (Met1-Ala419) of SARS-COV-2(2019-nCoV) Nucleocapsid (Accession #QHD43423.2) fused with an 6×His tag at the N-terminus.

Bio-Activity
1.Measured by its binding ability in a functional ELISA. Immobilized Recombinant SARS-CoV-2 Nucleocapsid at 2 μg/mL (100 μL/well) can bind Anti-Nucleocapsid antibody with a linear range of 0.12-1.64 ng/mL.|2.Measured by its binding ability in a functional ELISA. Immobilized Recombinant SARS-CoV-2 envelope Protein at 2 μg/mL (100 μL/well) can bind Recombinant SARS-CoV-2 Nucleocapsid protein, the EC_{50} of Recombinant SARS-CoV-2 Nucleocapsid protein is 41.10 ng/mL.

Shipping
The product is shipped at ambient temperature. Upon receipt, store it immediately at the temperature recommended below.

Storage
Store at -70℃. This product is stable at ≤ -70℃ for up to 1 year from the date of receipt. For optimal storage, aliquot into smaller quantities after centrifugation and store at recommended temperature. Avoid repeated freeze-thaw cycles.
Avoid repeated freeze/thaw cycles.

Operational Notes
For your safety and health, please wear a lab coat and disposable gloves for handling.

* □□□□□□□□□□□□□□□□□□□□□□□□□□□□

Validation Data

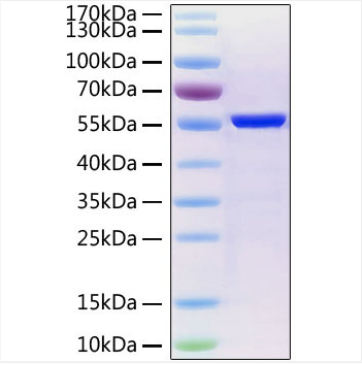

Recombinant SARS-CoV-2 Nucleocapsid Protein was determined by SDS-PAGE under reducing conditions with Coomassie Blue.

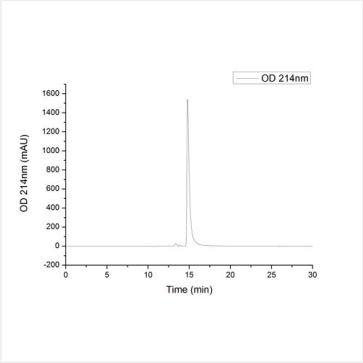

The purity of SARS-COV-2 Nucleocapsid Protein with His tag (Cat.RP01264) was greater than 95% as determined by SEC-HPLC.

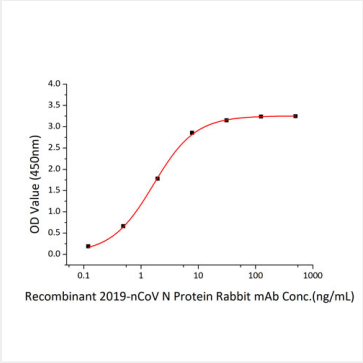

Immobilized Recombinant SARS-COV-2 Nucleocapsid at 2μg/mL (100 μL/well) can bind Anti-Nucleocapsid antibody with a linear range of 0.12-1.64 ng/mL.

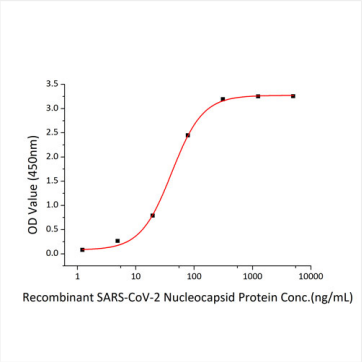

Immobilized Recombinant SARS-CoV-2 envelope Protein at 2μg/mL (100 μL/well) can bind Recombinant SARS-CoV-2 Nucleocapsid protein, the EC_{50} of Recombinant SARS-CoV-2 Nucleocapsid protein is 41.10 ng/mL.