

# Recombinant Human FGF-1/aFGF Protein

Catalog No.: RP01242   **Recombinant**   **1 Publications**

## Sequence Information

Species	Gene ID	Swiss Prot
Human	2246	P05230-1

### Tags

C-His

### Synonyms

AFGF; ECGF; ECGF-beta; ECGFA; ECGFB;  
FGF-1; FGF-alpha; FGFA; GLIO703;  
HBGF-1; HBGF1; FGF1; ECGF; ECGF-  
beta; ECGFA; ECGFB; FGF-1; FGF-  
alpha; FGFA; GLIO703; HBGF-1; HBGF1

## Product Information

Source	Purification
<i>E. coli</i>	≥ 95 % as determined by SDS- PAGE; ≥ 95 % as determined by HPLC.

Calculated MW	Observed MW
16.67 kDa	20 kDa

### Endotoxin

< 1 EU/μg of the protein by LAL method.

### Formulation

Lyophilized from a 0.22 μm filtered  
solution of 50mM MOPS, 100mM  
Na2SO4, 10mM EDTA, pH7.9. Contact us  
for customized product form or  
formulation.

### Reconstitution

Centrifuge the vial before opening.  
Reconstitute to a concentration of  
0.1-0.5 mg/mL in sterile distilled water.  
Avoid vortex or vigorously pipetting the  
protein. For long term storage, it is  
recommended to add a carrier protein or  
stabilizer (e.g. 0.1% BSA, 5% HSA, 10%  
FBS or 5% Trehalose), and aliquot the  
reconstituted protein solution to  
minimize free-thaw cycles.

## Contact

☎ | 400-999-6126

## Background

### Basic Information

#### Description

Recombinant Human FGF-1/aFGF Protein is produced by *E. coli* expression system. The target protein is expressed with sequence (Phe16-Asp155) of human FGF acidic/FGF1 (Accession #NP\_000791.1) fused with a 6×His tag at the C-terminus.

#### Bio-Activity

1. Measured by its binding ability in a functional ELISA. Immobilized Recombinant Human FGF1 at 5 μg/mL (100 μL/well) can bind Recombinant Human FGFR3 with a linear range of 0.5-1.5 μg/mL. 2. Measured in a cell proliferation assay using BALB/c 3T3 mouse embryonic fibroblasts. The ED<sub>50</sub> for this effect is typically 22-140 pg/mL.

#### Shipping

The product is shipped at ambient temperature. Upon receipt, store it immediately at the temperature recommended below.

#### Storage

Store at -20°C. Store the lyophilized protein at -20°C to -80 °C up to 1 year from the date of receipt.  
After reconstitution, the protein solution is stable at -20°C for 3 months, at 2-8°C for up to 1 week.  
Avoid repeated freeze/thaw cycles.


#### Operational Notes

For your safety and health, please wear a lab coat and disposable gloves for handling.

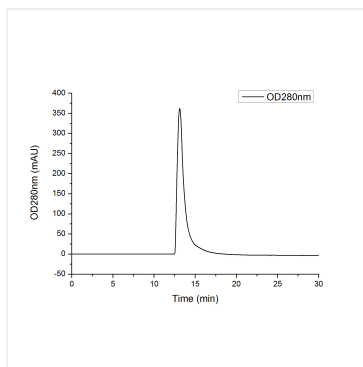
✉ | [cn.market@abclonal.com.cn](mailto:cn.market@abclonal.com.cn)

🌐 | [www.abclonal.com.cn](http://www.abclonal.com.cn)

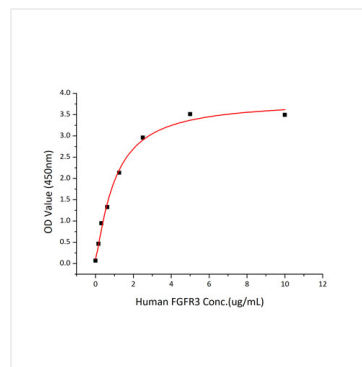
## Validation Data



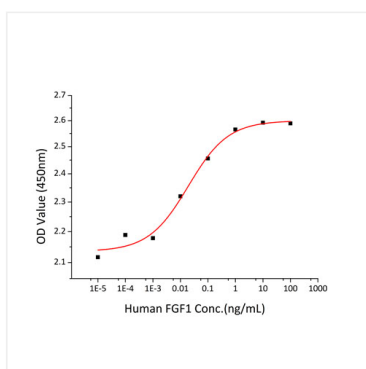
Recombinant Human FGF-1/aFGF Protein was determined by SDS-PAGE under reducing conditions with Coomassie Blue.



The purity of human FGF acidic/FGF1 Protein (Cat.RP01242) was greater than 95% as determined by SEC-HPLC.



Immobilized Recombinant Human FGF1 at 5µg/mL (100 µL/well) can bind Recombinant Human FGFR3 with a linear range of 0.5-1.5 µg/mL.



Recombinant Human FGF1 promotes the proliferation of BALB/c 3T3 mouse embryonic fibroblasts cells. The ED<sub>50</sub> for this effect is typically 22-140 pg/mL.