

Recombinant Human PLAU/uPA Protein (pro form)

Catalog No.: RP00651 **Recombinant**

Sequence Information

Species	Gene ID	Swiss Prot
Human	5328	P00749-1

Tags

C-His

Synonyms

PLAU; Urokinase; ATF; UPA; URK; u-PA; BDPLT5; QPD

Product Information

Source	Purification
HEK293 cells	≥ 95 % as determined by SDS-PAGE; ≥ 95 % as determined by HPLC.

Calculated MW **Observed MW**

Endotoxin

< 1 EU/μg of the protein by LAL method.

Formulation

Lyophilized from 0.22 μm filtered solution in 25 mM HEPES, 150 mM NaCl (pH 7.5). Normally 8% trehalose is added as protectant before lyophilization.

Reconstitution

Centrifuge the vial before opening. Reconstitute to a concentration of 0.1-0.5 mg/mL in sterile distilled water. Avoid vortex or vigorously pipetting the protein. For long term storage, it is recommended to add a carrier protein or stabilizer (e.g. 0.1% BSA, 5% HSA, 10% FBS or 5% Trehalose), and aliquot the reconstituted protein solution to minimize free-thaw cycles.

Contact

 | 400-999-6126 | cn.market@abclonal.com.cn

Background

Plasminogen activator, urokinase (uPA) is a secreted serine protease whose Dysregulation is often accompanied by various cancers. PLAU inhibition could suppress tumor growth. Collectively, PLAU is necessary for tumor progression and can be a diagnostic and prognostic biomarker in HNSCC.

Basic Information

Description

Recombinant Human PLAU/uPA Protein (pro form) is produced by HEK293 cells expression system. The target protein is expressed with sequence (Ser21-Leu431) of Human PLAU/uPA (pro form) (Accession #P00749-1) fused with a C-His tag at the C-terminus.

Bio-Activity

Shipping

The product is shipped at ambient temperature. Upon receipt, store it immediately at the temperature recommended below.

Storage

Store at -20°C. Store the lyophilized protein at -20°C to -80 °C up to 1 year from the date of receipt.

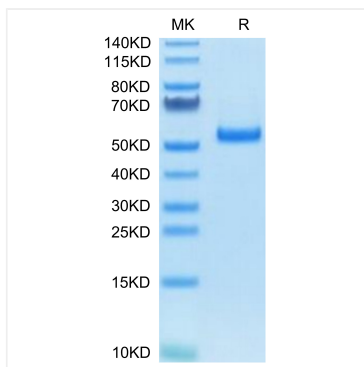
After reconstitution, the protein solution is stable at -20°C for 3 months, at 2-8°C for up to 1 week.

Avoid repeated freeze/thaw cycles.

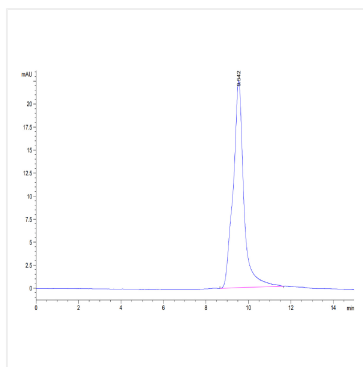
Operational Notes

For your safety and health, please wear a lab coat and disposable gloves for handling.

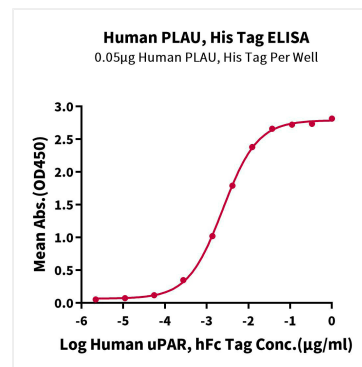
Validation Data



Recombinant Human PLAU/uPA Protein (pro form) was determined by Tris-Bis PAGE under reducing conditions.



The purity of Human PLAU (pro form) is greater than 95% as determined by SEC-HPLC.



Immobilized Human PLAU, His Tag at 0.5 µg/mL (100 µL/Well) on the plate. Dose response curve for Human uPAR, hFc Tag with the EC_{50} of 2.4ng/mL determined by ELISA.