

Biotinylated Recombinant Human B7-H3/CD276 Protein

Catalog No.: RP00637B **Recombinant**

Sequence Information

Species	Gene ID	Swiss Prot
Human	80381	Q5ZPR3-2

Tags

C-His&Avi

Synonyms

B7H3; B7-H3; CD276; PSEC0249;
UNQ309; PRO352; B7 homolog 3; CD276

Product Information

Source	Purification
HEK293 cells	≥ 95 % as determined by SDS-PAGE; ≥ 95 % as determined by HPLC.

Calculated MW	Observed MW
26.49 kDa	40-50 kDa

Endotoxin

< 1 EU/μg of the protein by LAL method.

Formulation

Lyophilized from 0.22 μm filtered solution in PBS (pH 7.4). Normally 8% trehalose is added as protectant before lyophilization.

Reconstitution

Centrifuge the vial before opening. Reconstitute to a concentration of 0.1-0.5 mg/mL in sterile distilled water. Avoid vortex or vigorously pipetting the protein. For long term storage, it is recommended to add a carrier protein or stabilizer (e.g. 0.1% BSA, 5% HSA, 10% FBS or 5% Trehalose), and aliquot the reconstituted protein solution to minimize free-thaw cycles.

Contact

☎ | 400-999-6126

✉ | cn.market@abclonal.com.cn

Background

B7-H3, a member of the B7 family of immunomodulatory molecules, is overexpressed in a wide range of solid cancers. B7-H3 binds to activated T cells via an as yet unidentified receptor. In assays using sub-optimal amount so anti-CD3 stimulation, 2Ig?B7?H3 enhances T cell proliferation, T cell interferon-gamma (IFN-gamma) production, and cytotoxic T cells induction.

Basic Information

Description

Biotinylated Recombinant Human B7-H3/CD276 Protein is produced by HEK293 cells expression system. The target protein is expressed with sequence (Leu29-Pro245) of Human B7-H3/CD276 (Accession #Q5ZPR3-2) fused with a C-His&Avi tag at the C-terminus.

Bio-Activity

Shipping

The product is shipped at ambient temperature. Upon receipt, store it immediately at the temperature recommended below.

Storage

Store at -20°C. Store the lyophilized protein at -20°C to -80 °C up to 1 year from the date of receipt.

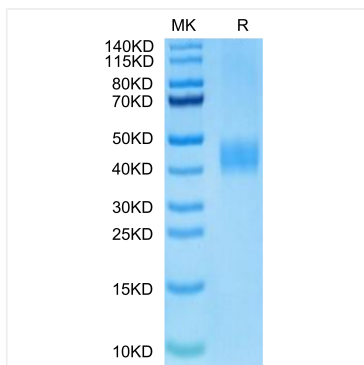
After reconstitution, the protein solution is stable at -20°C for 3 months, at 2-8°C for up to 1 week.

Avoid repeated freeze/thaw cycles.

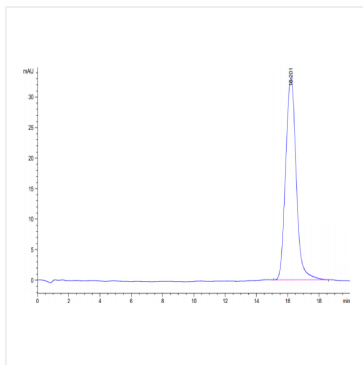
Operational Notes

For your safety and health, please wear a lab coat and disposable gloves for handling.

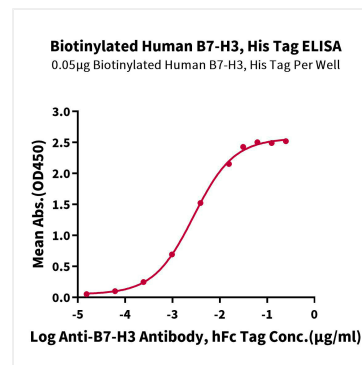
Validation Data



Biotinylated Recombinant Human B7-H3/CD276 Protein was determined by Tris-Bis PAGE under reducing conditions.



The purity of Biotinylated Human B7-H3 is greater than 95% as determined by SEC-HPLC.



Immobilized Biotinylated Human B7-H3, His Tag at 0.5 µg/mL (100 µL/well) on the streptavidin precoated plate (5 µg/mL). Dose response curve for Anti-B7-H3 Antibody, hFc Tag with the EC₅₀ of 2.8ng/mL determined by ELISA.