

Biotinylated Recombinant Human LEU3/CD4 Protein

Catalog No.: RP00596B

Recombinant

Sequence Information

Species	Gene ID	Swiss Prot
Human	920	P01730

Tags

C-His&Avi

Synonyms

CD4 antigen (p55); CD4 molecule; CD4 receptor; CD4; CD4mut; EU3

Product Information

Source	Purification
HEK293 cells	≥ 95 % as determined by SDS-PAGE; ≥ 95 % as determined by HPLC.

Calculated MW	Observed MW
43.6 kDa	50-60 kDa

Endotoxin

< 1 EU/μg of the protein by LAL method.

Formulation

Lyophilized from 0.22 μm filtered solution in PBS (pH 7.4). Normally 8% trehalose is added as protectant before lyophilization.

Reconstitution

Centrifuge the vial before opening. Reconstitute to a concentration of 0.1-0.5 mg/mL in sterile distilled water. Avoid vortex or vigorously pipetting the protein. For long term storage, it is recommended to add a carrier protein or stabilizer (e.g. 0.1% BSA, 5% HSA, 10% FBS or 5% Trehalose), and aliquot the reconstituted protein solution to minimize free-thaw cycles.

Contact

☎	400-999-6126
✉	cn.market@abclonal.com.cn

Background

CD4, also known as L3T4, T4, and W3/25, is an approximately 55 kDa type I transmembrane glycoprotein that is expressed predominantly on thymocytes and a subset of mature T lymphocytes. It is a standard phenotype marker for the identification of T cell populations. Integral membrane glycoprotein that plays an essential role in the immune response and serves multiple functions in responses against both external and internal offenses. In T-cells, functions primarily as a coreceptor for MHC class II molecule:peptide complex.

Basic Information

Description

Biotinylated Recombinant Human LEU3/CD4 Protein is produced by HEK293 cells expression system. The target protein is expressed with sequence (Lys26-Trp390) of Human CD4/LEU3 (Accession #P01730) fused with a C-His&Avi tag at the C-terminus.

Bio-Activity

Shipping

The product is shipped at ambient temperature. Upon receipt, store it immediately at the temperature recommended below.

Storage

Store at -20°C. Store the lyophilized protein at -20°C to -80 °C up to 1 year from the date of receipt.

After reconstitution, the protein solution is stable at -20°C for 3 months, at 2-8°C for up to 1 week.

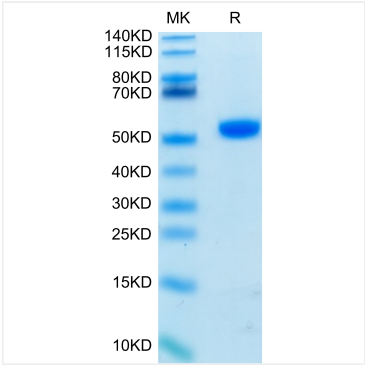
Avoid repeated freeze/thaw cycles.

Operational Notes

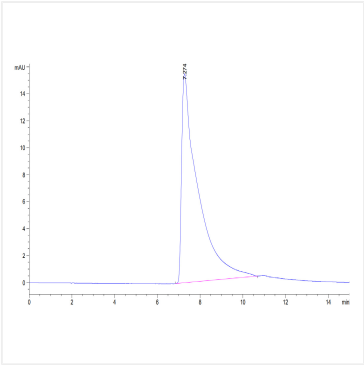
For your safety and health, please wear a lab coat and disposable gloves for handling.



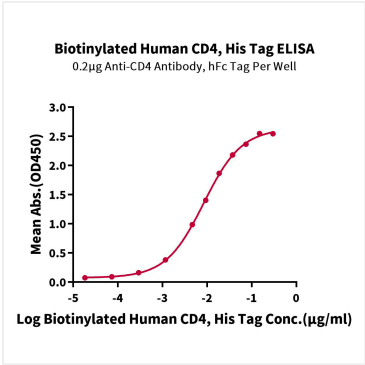
Validation Data



Biotinylated Recombinant Human LEU3/CD4 Protein was determined by Tris-Bis PAGE under reducing conditions.



The purity of Biotinylated Human CD4 is greater than 95% as determined by SEC-HPLC.



Immobilized Anti-CD4 Antibody, hFc Tag at 2 µg/mL (100 µL/well) on the plate. Dose response curve for Biotinylated Human CD4, His Tag with the EC₅₀ of 8.4ng/mL determined by ELISA.