

Recombinant Human B7-2/CD86 Protein

Catalog No.: RP00561 **Recombinant**

Sequence Information

Species	Gene ID	Swiss Prot
Human	942	P42081-1

Tags

C-His&Avi

Synonyms

41BB Ligand; 4-1BB Ligand; 4-1BBL;
CD137L; TNFSF9

Product Information

Source	Purification
HEK293 cells	≥ 95 % as determined by SDS-PAGE; ≥ 95 % as determined by HPLC.

Calculated MW	Observed MW
28.2 kDa	55-70 kDa

Endotoxin

< 1 EU/μg of the protein by LAL method.

Formulation

Lyophilized from 0.22 μm filtered solution in PBS (pH 7.4). Normally 8% trehalose is added as protectant before lyophilization.

Reconstitution

Centrifuge the vial before opening. Reconstitute to a concentration of 0.1-0.5 mg/mL in sterile distilled water. Avoid vortex or vigorously pipetting the protein. For long term storage, it is recommended to add a carrier protein or stabilizer (e.g. 0.1% BSA, 5% HSA, 10% FBS or 5% Trehalose), and aliquot the reconstituted protein solution to minimize free-thaw cycles.

Contact

 | 400-999-6126 | cn.market@abclonal.com.cn

Background

B7-1 and B7-2 are homologous costimulatory ligands expressed on the surface of antigen presenting cells (APCs). Binding of these molecules to the T cell costimulatory receptors, CD28 and CTLA-4, is essential for the activation and regulation of T cell immunity. B7-1 and B7-2 do not form hetero-oligomers, underscoring the biological relevance of dimeric and monomeric state of B7-1 and B7-2, respectively.

Basic Information

Description

Recombinant Human B7-2/CD86 Protein is produced by HEK293 cells expression system. The target protein is expressed with sequence (Leu26-Pro247) of Human B7-2/CD86 (Accession #P42081-1) fused with a C-His&Avi tag at the C-terminus.

Bio-Activity

Shipping

The product is shipped at ambient temperature. Upon receipt, store it immediately at the temperature recommended below.

Storage

Store at -20°C. Store the lyophilized protein at -20°C to -80 °C up to 1 year from the date of receipt.

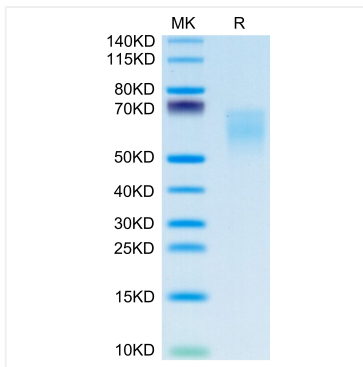
After reconstitution, the protein solution is stable at -20°C for 3 months, at 2-8°C for up to 1 week.

Avoid repeated freeze/thaw cycles.

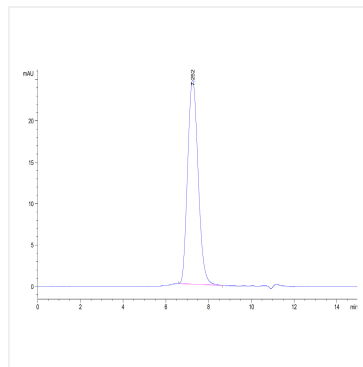
Operational Notes

For your safety and health, please wear a lab coat and disposable gloves for handling.

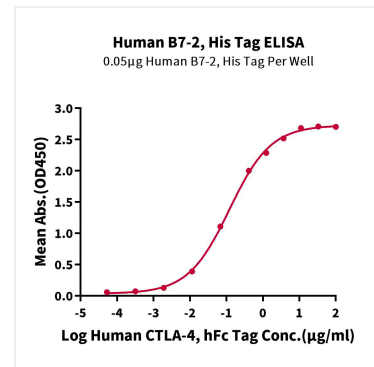
Validation Data



Recombinant Human B7-2/CD86 Protein was determined by Tris-Bis PAGE under reducing conditions.



The purity of Human B7-2 is greater than 95% as determined by SEC-HPLC.



Immobilized Human B7-2, His Tag at 0.5 µg/mL (100 µL/Well) on the plate. Dose response curve for Human CTLA-4, hFc Tag with the EC₅₀ of 0.12 µg/mL determined by ELISA.