

Biotinylated Recombinant Human TNFRSF5/CD40 Protein

Catalog No.: RP00550B **Recombinant**

Sequence Information

| Species | Gene ID | Swiss Prot |
|---------|---------|------------|
| Human | 958 | P25942 |

Tags

C-His&Avi

Synonyms

CD40; CD40L receptor; TNFRSF5; CD40 antigen; CD40 molecule; CDw40; MGC9013;

Product Information

| Source | Purification |
|--------------|---|
| HEK293 cells | ≥ 95 % as determined by SDS-PAGE; ≥ 95 % as determined by HPLC. |

| Calculated MW | Observed MW |
|---------------|-------------|
| 22.1 kDa | 35-40 kDa |

Endotoxin

< 1 EU/μg of the protein by LAL method.

Formulation

Lyophilized from 0.22 μm filtered solution in PBS (pH 7.4). Normally 8% trehalose is added as protectant before lyophilization.

Reconstitution

Centrifuge the vial before opening. Reconstitute to a concentration of 0.1-0.5 mg/mL in sterile distilled water. Avoid vortex or vigorously pipetting the protein. For long term storage, it is recommended to add a carrier protein or stabilizer (e.g. 0.1% BSA, 5% HSA, 10% FBS or 5% Trehalose), and aliquot the reconstituted protein solution to minimize free-thaw cycles.

Background

CD40 is a costimulatory protein found on antigen presenting cells and is required for their activation. The binding of CD154 (CD40L) on TH cells to CD40 activates antigen presenting cells and induces a variety of downstream effects. CD40 molecule is a potential target for cancer immunotherapy. There are number of completed and ongoing clinical trials where agonistic anti-CD40 monoclonal antibodies are employed to activate an anti-tumor T cell response via activation of dendritic cells.

Basic Information

Description

Biotinylated Recombinant Human TNFRSF5/CD40 Protein is produced by HEK293 cells expression system. The target protein is expressed with sequence (Glu21-Arg193) of Human TNFRSF5/CD40 (Accession #P25942) fused with a C-His&Avi tag at the C-terminus.

Bio-Activity

Shipping

The product is shipped at ambient temperature. Upon receipt, store it immediately at the temperature recommended below.

Storage

Store at -20°C. Store the lyophilized protein at -20°C to -80 °C up to 1 year from the date of receipt.

After reconstitution, the protein solution is stable at -20°C for 3 months, at 2-8°C for up to 1 week.

Avoid repeated freeze/thaw cycles.

Operational Notes

For your safety and health, please wear a lab coat and disposable gloves for handling.


Contact

☎ | 400-999-6126

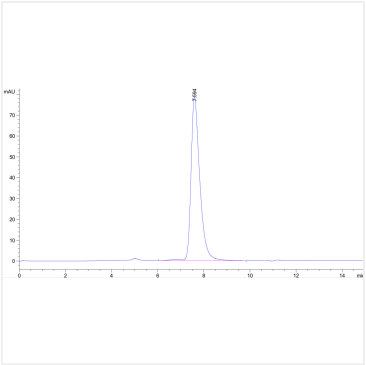
✉ | cn.market@abclonal.com.cn



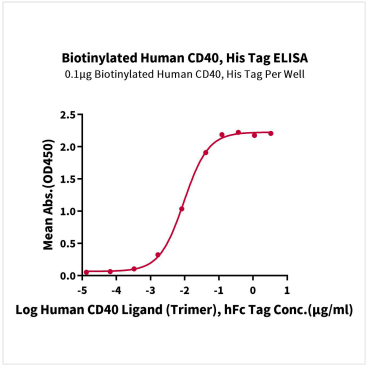
Validation Data



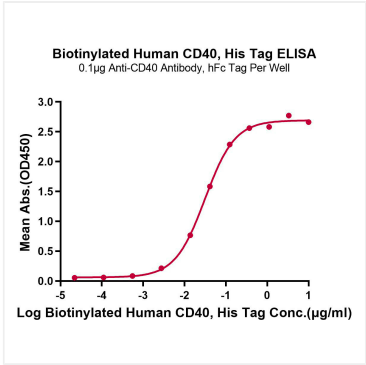
Biotinylated Recombinant Human TNFRSF5/CD40 Protein was determined by Tris-Bis PAGE under reducing conditions.



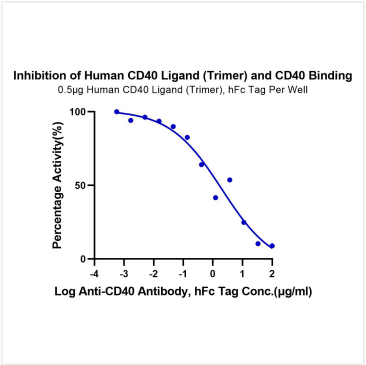
The purity of Biotinylated Human CD40 is greater than 95% as determined by SEC-HPLC.



Immobilized Biotinylated Human CD40, His Tag at 1 µg/mL (100 µL/well) on the streptavidin precoated plate (5 µg/mL). Dose response curve for Human CD40 Ligand (Trimer), hFc Tag with the EC₅₀ of 9.5ng/mL determined by ELISA (QC test).



Immobilized Anti-CD40 Antibody at 1 µg/mL (100 µL/well) on the plate. Dose response curve for Biotinylated Human CD40, His Tag with the EC₅₀ of 31.3ng/mL determined by ELISA.



Serial dilutions of Anti-CD40 Antibody were added into Biotinylated Human CD40, His Tag : Human CD40 Ligand (Trimer) , hFc Tag binding reactions. The half maximal inhibitory concentration (IC₅₀) is 2.0ug/mL.