

Recombinant Human TNFRSF5/CD40 Protein

Catalog No.: RP00543 **Recombinant**

Sequence Information

Species	Gene ID	Swiss Prot
Human	958	P25942-1

Tags

C-His

Synonyms

CD40; CD40L receptor; TNFRSF5; CD40 antigen; CD40 molecule; CDw40; MGC9013;

Product Information

Source	Purification
HEK293 cells	≥ 95 % as determined by SDS-PAGE; ≥ 95 % as determined by HPLC.

Calculated MW	Observed MW
20 kDa	35-40 kDa

Endotoxin

< 1 EU/μg of the protein by LAL method.

Formulation

Lyophilized from 0.22 μm filtered solution in PBS (pH 7.4). Normally 8% trehalose is added as protectant before lyophilization.

Reconstitution

Centrifuge the vial before opening. Reconstitute to a concentration of 0.1-0.5 mg/mL in sterile distilled water. Avoid vortex or vigorously pipetting the protein. For long term storage, it is recommended to add a carrier protein or stabilizer (e.g. 0.1% BSA, 5% HSA, 10% FBS or 5% Trehalose), and aliquot the reconstituted protein solution to minimize free-thaw cycles.

Background

CD40 is a costimulatory protein found on antigen presenting cells and is required for their activation. The binding of CD154 (CD40L) on TH cells to CD40 activates antigen presenting cells and induces a variety of downstream effects. CD40 molecule is a potential target for cancer immunotherapy. There are number of completed and ongoing clinical trials where agonistic anti-CD40 monoclonal antibodies are employed to activate an anti-tumor T cell response via activation of dendritic cells.

Basic Information

Description

Recombinant Human TNFRSF5/CD40 Protein is produced by HEK293 cells expression system. The target protein is expressed with sequence (Glu21-Arg193) of Human TNFRSF5/CD40 (Accession #P25942-1) fused with a C-His tag at the C-terminus.

Bio-Activity

Shipping

The product is shipped at ambient temperature. Upon receipt, store it immediately at the temperature recommended below.

Storage

Store at -20°C. Store the lyophilized protein at -20°C to -80 °C up to 1 year from the date of receipt.

After reconstitution, the protein solution is stable at -20°C for 3 months, at 2-8°C for up to 1 week.

Avoid repeated freeze/thaw cycles.

Operational Notes

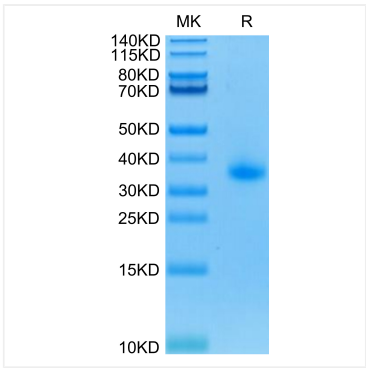
For your safety and health, please wear a lab coat and disposable gloves for handling.

Contact

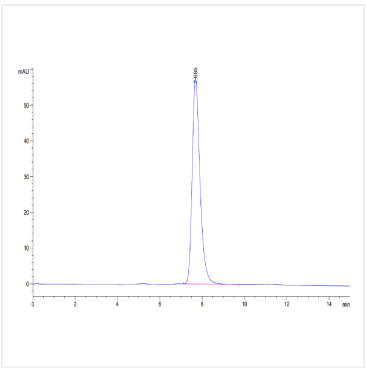
☎		400-999-6126
✉		cn.market@abclonal.com.cn



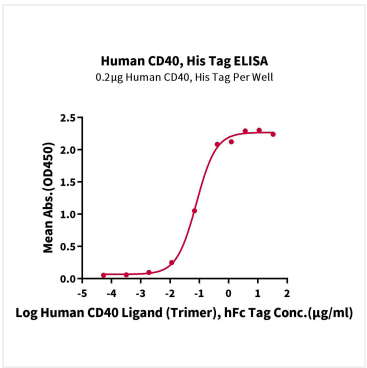
Validation Data



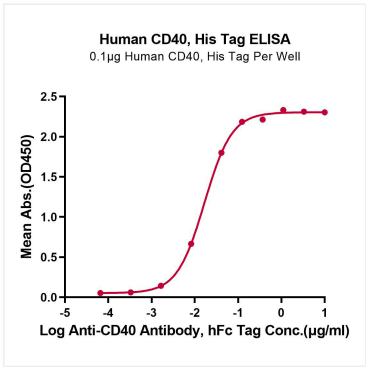
Recombinant Human TNFRSF5/CD40 Protein was determined by Tris-Bis PAGE under reducing conditions.



The purity of Human CD40 is greater than 95% as determined by SEC-HPLC.



Immobilized Human CD40, His Tag at 2 µg/mL (100 µL/Well) on the plate. Dose response curve for Human CD40 Ligand (Trimer) , hFc Tag with the EC₅₀ of 79.7ng/mL determined by ELISA (QC Test).



Immobilized Human CD40, His Tag at 1 µg/mL (100 µL/Well). Dose response curve for Anti-CD40 Antibody, hFc Tag with the EC₅₀ of 16.8ng/mL determined by ELISA.