

Biotinylated Recombinant Human TNFSF5/CD40 Ligand/CD154 Trimer Protein (Primary Amine Labeling)

Catalog No.: RP00538B **Recombinant**

Sequence Information

Species	Gene ID	Swiss Prot
Human	959	P29965

Tags

N-His&Flag

Synonyms

CD40L; CD40LG; CD154; TNFSF5;
TNFSF5IMD3; CD40LIGM; gp39; HIGM1;
T-BAM; TRAP; IGM; IMD3; CD40 Ligand

Product Information

Source	Purification
HEK293 cells	≥ 95 % as determined by SDS-PAGE; ≥ 95 % as determined by HPLC.

Calculated MW	Observed MW
52.4 kDa	55-60 kDa

Endotoxin

< 1 EU/μg of the protein by LAL method.

Formulation

Lyophilized from 0.22 μm filtered solution in PBS (pH 7.4). Normally 8% trehalose is added as protectant before lyophilization.

Reconstitution

Centrifuge the vial before opening. Reconstitute to a concentration of 0.1-0.5 mg/mL in sterile distilled water. Avoid vortex or vigorously pipetting the protein. For long term storage, it is recommended to add a carrier protein or stabilizer (e.g. 0.1% BSA, 5% HSA, 10% FBS or 5% Trehalose), and aliquot the reconstituted protein solution to minimize free-thaw cycles.

Contact

☎ | 400-999-6126

✉ | cn.market@abclonal.com.cn

Background

CD40 ligand or CD40L, also called CD154, is a protein that is primarily expressed on activated T cells and is a member of the TNF superfamily of molecules. It binds to CD40 (protein) on antigen-presenting cells (APC), which leads to many effects depending on the target cell type. In total CD40L has three binding partners: CD40, α5β1 integrin and αIIbβ3. CD154 acts as a costimulatory molecule and is particularly important on a subset of T cells called T follicular helper cells.

Basic Information

Description

Biotinylated Recombinant Human TNFSF5/CD40 ligand/CD154 Trimer Protein (Primary Amine Labeling) is produced by HEK293 cells expression system. The target protein is expressed with sequence (Met113-Leu261) of Human TNFSF5/CD40 ligand/CD154 Trimer (Primary Amine Labeling) (Accession #P29965) fused with a N-His&Flag tag at the N-terminus.

Bio-Activity

Shipping

The product is shipped at ambient temperature. Upon receipt, store it immediately at the temperature recommended below.

Storage

Store at -20°C. Store the lyophilized protein at -20°C to -80 °C up to 1 year from the date of receipt.

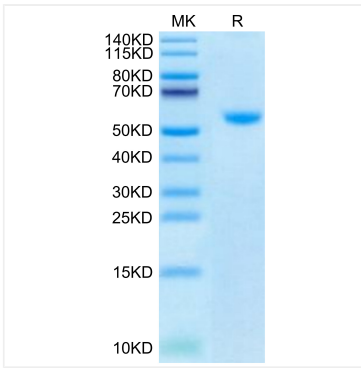
After reconstitution, the protein solution is stable at -20°C for 3 months, at 2-8°C for up to 1 week.

Avoid repeated freeze/thaw cycles.

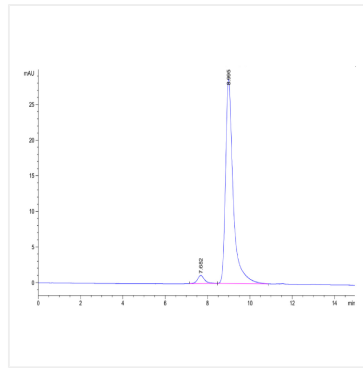
Operational Notes

For your safety and health, please wear a lab coat and disposable gloves for handling.

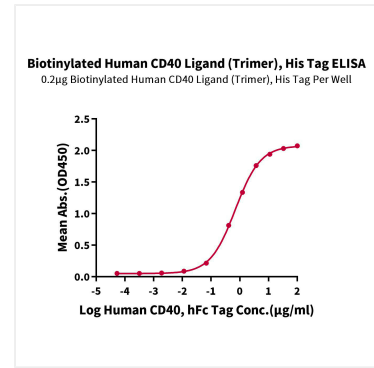
Validation Data



Biotinylated Recombinant Human TNFSF5/CD40 Ligand/CD154 Trimer Protein (Primary Amine Labeling) was determined by Tris-Bis PAGE under reducing conditions.



The purity of Biotinylated Human CD40 Ligand Trimer is greater than 95% as determined by SEC-HPLC.



Immobilized Biotinylated Human CD40 Ligand Trimer, His Tag at 2 µg/mL (100 µL/well) on the streptavidin precoated plate (5 µg/mL). Dose response curve for Human CD40, hFc Tag with the EC_{50} of 0.70 µg/mL determined by ELISA.