

Biotinylated Recombinant Human TNFSF7/CD27 Ligand/CD70 Trimer Protein (Primary Amine Labeling)

Catalog No.: RP00526B **Recombinant**

Sequence Information

Species	Gene ID	Swiss Prot
Human	970	P32970-1

Tags

N-His

Synonyms

CD70 molecule; CD70; TNFSF7; CD27 Ligand; CD27-L; CD27LG;?Ki-24 antigen; TNFSF7G

Product Information

Source	Purification
HEK293 cells	≥ 95 % as determined by SDS-PAGE; ≥ 95 % as determined by HPLC.

Calculated MW	Observed MW
51.8 kDa	55-70 kDa

Endotoxin

< 1 EU/μg of the protein by LAL method.

Formulation

Lyophilized from 0.22 μm filtered solution in PBS (pH 7.4). Normally 8% trehalose is added as protectant before lyophilization.

Reconstitution

Centrifuge the vial before opening. Reconstitute to a concentration of 0.1-0.5 mg/mL in sterile distilled water. Avoid vortex or vigorously pipetting the protein. For long term storage, it is recommended to add a carrier protein or stabilizer (e.g. 0.1% BSA, 5% HSA, 10% FBS or 5% Trehalose), and aliquot the reconstituted protein solution to minimize free-thaw cycles.

Background

CD70, also named CD27 ligand (CD27L), is a type II transmembrane glycoprotein belonging to the TNF superfamily (TNFSF) and has been designated TNFSF7. CD70 is a cytokine that binds to CD27. Plays a role in T-cell activation. Induces the proliferation of costimulated T-cells and enhances the generation of cytolytic T-cells.

Basic Information

Description

Biotinylated Recombinant Human TNFSF7/CD27 Ligand/CD70 Trimer Protein (Primary Amine Labeling) is produced by HEK293 cells expression system. The target protein is expressed with sequence (Leu50-Pro193) of Human TNFSF7/CD27 Ligand/CD70 Trimer (Primary Amine Labeling) (Accession #P32970-1) fused with a N-His tag at the N-terminus.

Bio-Activity

Storage

Store at -20°C. Store the lyophilized protein at -20°C to -80 °C up to 1 year from the date of receipt. After reconstitution, the protein solution is stable at -20°C for 3 months, at 2-8°C for up to 1 week. Avoid repeated freeze/thaw cycles.

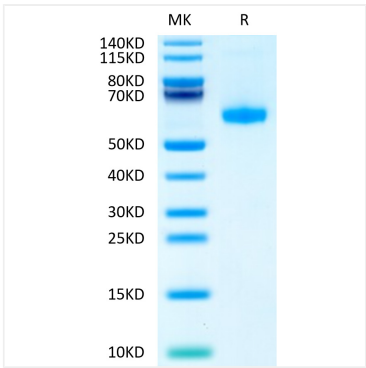
Contact

☎ | 400-999-6126

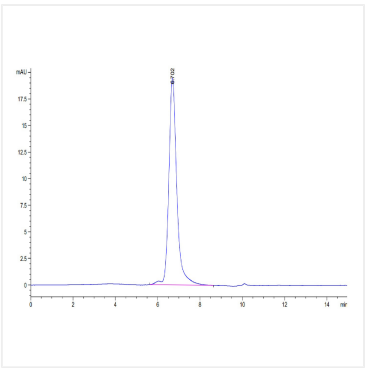
✉ | cn.market@abclonal.com.cn



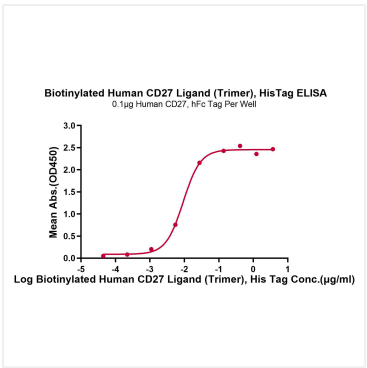
Validation Data



Biotinylated Recombinant Human TNFSF7/CD27 Ligand/CD70 Trimer Protein (Primary Amine Labeling) was determined by Tris-Bis PAGE under reducing conditions.



The purity of Biotinylated Human CD27 Ligand (Trimer) is greater than 95% as determined by SEC-HPLC.



Immobilized Human CD27, hFc Tag at 1 µg/mL (100 µL/Well) on the plate. Dose response curve for Biotinylated Human CD27 Ligand (Trimer) , His Tag with the EC₅₀ of 9.2ng/mL determined by ELISA.