

# Recombinant Human CEACAM5/CEA/CD66e Protein

Catalog No.: RP00522 **Recombinant**

## Sequence Information

Species	Gene ID	Swiss Prot
Human	1048	P06731-1

### Tags

C-His

### Synonyms

CEACAM-5; CD66e; CEA;  
Carcinoembryonic; CEACD66e

## Product Information

Source	Purification
HEK293 cells	≥ 95 % as determined by SDS-PAGE; ≥ 95 % as determined by HPLC.

Calculated MW	Observed MW
72.42 kDa	100-140 kDa

### Endotoxin

< 1 EU/μg of the protein by LAL method.

### Formulation

Lyophilized from 0.22 μm filtered solution in PBS (pH 7.4). Normally 8% trehalose is added as protectant before lyophilization.

### Reconstitution

Centrifuge the vial before opening. Reconstitute to a concentration of 0.1-0.5 mg/mL in sterile distilled water. Avoid vortex or vigorously pipetting the protein. For long term storage, it is recommended to add a carrier protein or stabilizer (e.g. 0.1% BSA, 5% HSA, 10% FBS or 5% Trehalose), and aliquot the reconstituted protein solution to minimize free-thaw cycles.

## Contact

☎	400-999-6126
✉	cn.market@abclonal.com.cn

## Background

Carcinoembryonic antigen-related cell adhesion molecule 5 (CEACAM5) was identified as a metastatic driver. CEACAM5 overproduction enriched for an epithelial gene expression pattern and facilitated tumor outgrowth at metastatic sites. Tissues from patients with metastatic breast cancer confirmed elevated levels of CEACAM5 in lung metastases relative to breast tumors, and an inverse correlation between CEACAM5 and the mesenchymal marker vimentin was demonstrated.

## Basic Information

### Description

Recombinant Human CEACAM5/CEA/CD66e Protein is produced by HEK293 cells expression system. The target protein is expressed with sequence (Lys35-Ala685) of Human CEACAM5/CD66e (Accession #P06731-1) fused with a C-His tag at the C-terminus.

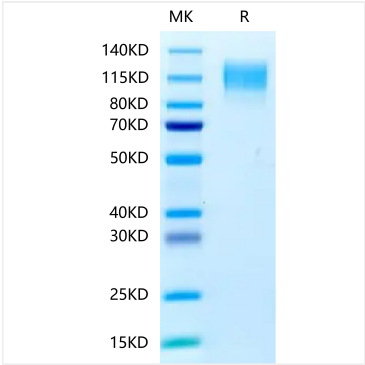
### Bio-Activity

### Storage

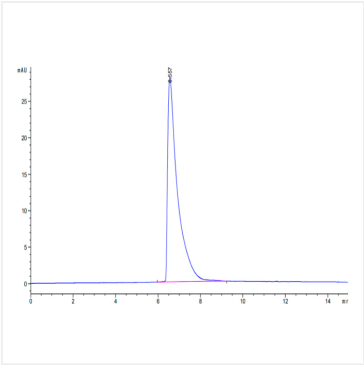
Store at -20°C. Store the lyophilized protein at -20°C to -80 °C up to 1 year from the date of receipt. After reconstitution, the protein solution is stable at -20°C for 3 months, at 2-8°C for up to 1 week. Avoid repeated freeze/thaw cycles.



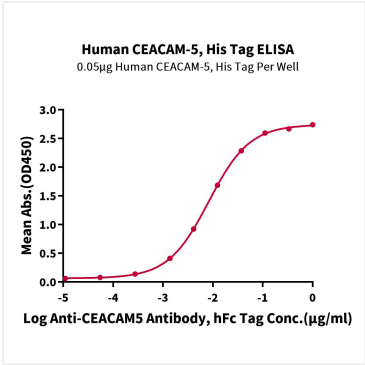
Validation Data



Recombinant Human CEACAM5/CEA/CD66e Protein was determined by Tris-Bis PAGE under reducing conditions.



The purity of Human CEACAM-5 is greater than 95% as determined by SEC-HPLC.



Immobilized Human CEACAM-5, His Tag at 0.5 µg/mL (100 µL/well) on the plate. Dose response curve for Anti-CEACAM5 Antibody, hFc Tag with the EC<sub>50</sub> of 8.3ng/mL determined by ELISA.