

Recombinant Human CD24 Protein

Catalog No.: RP00482 **Recombinant**

Sequence Information

Species	Gene ID	Swiss Prot
Human	100133941	P25063-1

Tags

C-His&Avi

Synonyms

CD 24; CD24 molecule; CD24A;
FLJ22950; FLJ43543; MGC75043

Product Information

Source	Purification
HEK293 cells	≥ 95 % as determined by SDS-PAGE; ≥ 95 % as determined by HPLC.

Calculated MW	Observed MW
6.5 kDa	23-33 kDa

Endotoxin

< 1 EU/μg of the protein by LAL method.

Formulation

Lyophilized from 0.22 μm filtered solution in PBS (pH 7.4). Normally 8% trehalose is added as protectant before lyophilization.

Reconstitution

Centrifuge the vial before opening. Reconstitute to a concentration of 0.1-0.5 mg/mL in sterile distilled water. Avoid vortex or vigorously pipetting the protein. For long term storage, it is recommended to add a carrier protein or stabilizer (e.g. 0.1% BSA, 5% HSA, 10% FBS or 5% Trehalose), and aliquot the reconstituted protein solution to minimize free-thaw cycles.

Contact

☎ | 400-999-6126

✉ | cn.market@abclonal.com.cn

Background

CD24 is a sialoglycoprotein expressed at the surface of most B lymphocytes and differentiating neuroblasts. It is also expressed on neutrophils and neutrophil precursors from the myelocyte stage onwards. The potential for targeting CD24 in cancer therapy seems promising, as CD24 is overexpressed in many human cancers.

Basic Information

Description

Recombinant Human CD24 Protein is produced by HEK293 cells expression system. The target protein is expressed with sequence (Ser27-Gly59) of Human CD24 (Accession #P25063-1) fused with a C-His&Avi tag at the C-terminus.

Bio-Activity

Shipping

The product is shipped at ambient temperature. Upon receipt, store it immediately at the temperature recommended below.

Storage

Store at -20°C. Store the lyophilized protein at -20°C to -80 °C up to 1 year from the date of receipt.

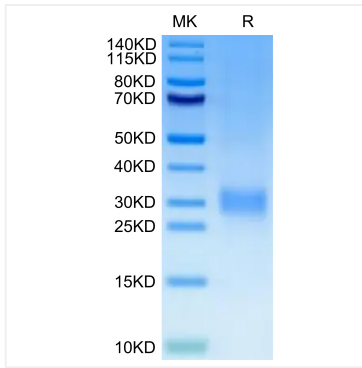
After reconstitution, the protein solution is stable at -20°C for 3 months, at 2-8°C for up to 1 week.

Avoid repeated freeze/thaw cycles.

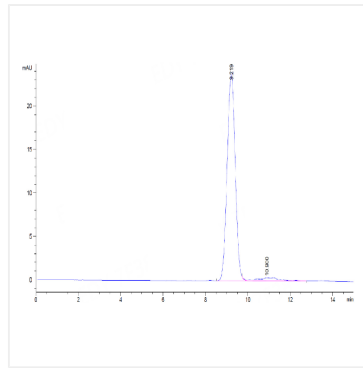
Operational Notes

For your safety and health, please wear a lab coat and disposable gloves for handling.

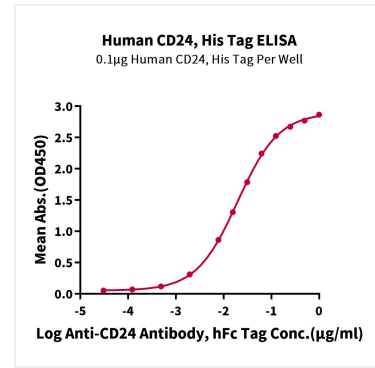
Validation Data



Recombinant Human CD24 Protein was determined by Tris-Bis PAGE under reducing conditions.



The purity of Human CD24 is greater than 95% as determined by SEC-HPLC.



Immobilized Human CD24, His Tag at 1 µg/mL (100 µL/well) on the plate. Dose response curve for Anti-CD24 Antibody, hFc Tag with the EC₅₀ of 19.6ng/mL determined by ELISA.