

Recombinant Human Fc-gamma RIII beta/FCGR3B/CD16b Protein

Catalog No.: RP00471 **Recombinant**

Sequence Information

Species	Gene ID	Swiss Prot
Human	2215	O75015-1

Tags

C-His&Avi

Synonyms

CD16; Fc gamma RIIB; FCG3; FCGR3B;
FcγRIIB; FCRIIB; IGFR3; CD16b (NA2);
CD16B; FCG3B; FCG3; FCGR3; FCR-10

Product Information

Source	Purification
HEK293 cells	≥ 95 % as determined by SDS-PAGE; ≥ 95 % as determined by HPLC.

Calculated MW	Observed MW
23.7 kDa	47-53 kDa

Endotoxin

< 1 EU/μg of the protein by LAL method.

Formulation

Lyophilized from 0.22 μm filtered solution in PBS (pH 7.4). Normally 8% trehalose is added as protectant before lyophilization.

Reconstitution

Centrifuge the vial before opening. Reconstitute to a concentration of 0.1-0.5 mg/mL in sterile distilled water. Avoid vortex or vigorously pipetting the protein. For long term storage, it is recommended to add a carrier protein or stabilizer (e.g. 0.1% BSA, 5% HSA, 10% FBS or 5% Trehalose), and aliquot the reconstituted protein solution to minimize free-thaw cycles.

Background

Human Fc gamma RIIB/CD16b Protein is a receptor for the Fc region of immunoglobulins gamma. Low affinity receptor. Binds complexed or aggregated IgG and also monomeric IgG. Contrary to III-A, is not capable to mediate antibody-dependent cytotoxicity and phagocytosis. May serve as a trap for immune complexes in the peripheral circulation which does not activate neutrophils.

Basic Information

Description

Recombinant Human Fc-gamma RIII beta/FCGR3B/CD16b Protein is produced by HEK293 cells expression system. The target protein is expressed with sequence (Gly17-Ser200) of Human Fc-gamma RIII beta/FCGR3B/CD16b (Accession #O75015-1) fused with a C-His&Avi tag at the C-terminus.

Bio-Activity

Shipping

The product is shipped at ambient temperature. Upon receipt, store it immediately at the temperature recommended below.

Storage

Store at -20°C. Store the lyophilized protein at -20°C to -80 °C up to 1 year from the date of receipt. After reconstitution, the protein solution is stable at -20°C for 3 months, at 2-8°C for up to 1 week. Avoid repeated freeze/thaw cycles.

Operational Notes

For your safety and health, please wear a lab coat and disposable gloves for handling.

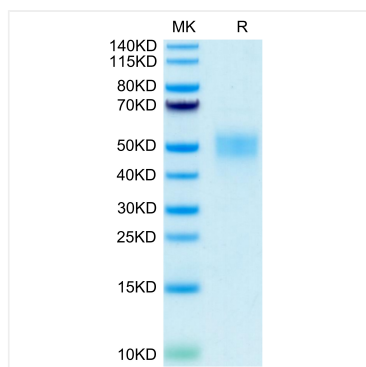
Contact

☎ | 400-999-6126

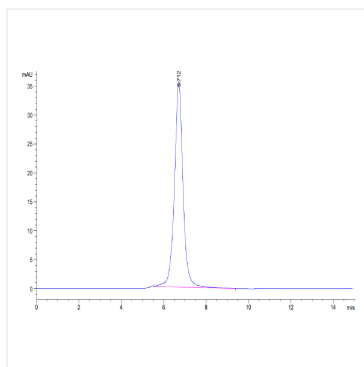
✉ | cn.market@abclonal.com.cn



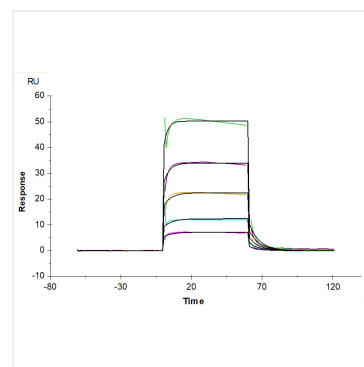
Validation Data



Recombinant Human Fc-gamma RIII beta/FCGR3B/CD16b Protein was determined by Tris-Bis PAGE under reducing conditions.



The purity of Human Fc gamma RIIIB (NA2) is greater than 95% as determined by SEC-HPLC.



Human Fc gamma RIIIB (NA2), His Tag captured on CM5 Chip via Anti-his antibody can bind Rituximab with an affinity constant of 2.33 μ M as determined in SPR assay (Biacore T200).