

Biotinylated Recombinant Human Nectin-1/PVRL1/CD111 Protein

Catalog No.: RP00386B **Recombinant**

Sequence Information

Species	Gene ID	Swiss Prot
Human	5818	Q15223-1

Tags

C-His&Avi

Synonyms

CD111; ED4; HlgRPVRR; HVEC; MGC142031; Nectin1; PRR; PRR1; PRR1MGC16207; PVRL1; PVRR1; SK-12; PVRL1; CLPED1; HlgR; OFC7; PVRR

Product Information

Source

HEK293 cells

Purification

≥ 95 % as determined by SDS-PAGE; ≥ 95 % as determined by HPLC.

Calculated MW

36.9 kDa

Observed MW

52-70 kDa

Endotoxin

< 1 EU/μg of the protein by LAL method.

Formulation

Lyophilized from 0.22 μm filtered solution in PBS (pH 7.4). Normally 8% trehalose is added as protectant before lyophilization.

Reconstitution

Centrifuge the vial before opening. Reconstitute to a concentration of 0.1-0.5 mg/mL in sterile distilled water. Avoid vortex or vigorously pipetting the protein. For long term storage, it is recommended to add a carrier protein or stabilizer (e.g. 0.1% BSA, 5% HSA, 10% FBS or 5% Trehalose), and aliquot the reconstituted protein solution to minimize free-thaw cycles.

Contact

☎ | 400-999-6126

✉ | cn.market@abclonal.com.cn

Background

Nectins are a small family of Ca²⁺-independent immunoglobulin (Ig)-like cell adhesion molecules (CAMs) that organize intercellular junctions. They are highly homologous to the human receptor for poliovirus, and as such have been alternately named poliovirus receptor-related proteins. Nectin-1 promotes cell-cell contacts by forming homophilic or heterophilic trans-dimers. Heterophilic interactions have been detected between Nectin-1 and Nectin-3 and between Nectin-1 and Nectin-4. Has some neurite outgrowth-promoting activity.

Basic Information

Description

Biotinylated Recombinant Human Nectin-1/PVRL1/CD111 Protein is produced by HEK293 cells expression system. The target protein is expressed with sequence (Gln31-Thr334) of Human Nectin-1/PVRL1/CD111 (Accession #Q15223-1) fused with a C-His&Avi tag at the C-terminus.

Bio-Activity

Shipping

The product is shipped at ambient temperature. Upon receipt, store it immediately at the temperature recommended below.

Storage

Store at -20°C. Store the lyophilized protein at -20°C to -80 °C up to 1 year from the date of receipt.

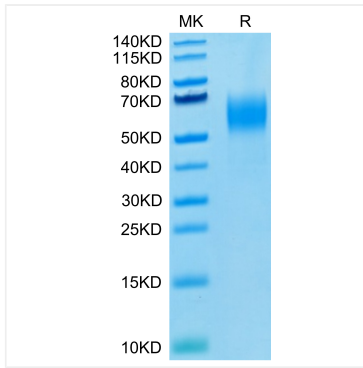
After reconstitution, the protein solution is stable at -20°C for 3 months, at 2-8°C for up to 1 week.

Avoid repeated freeze/thaw cycles.

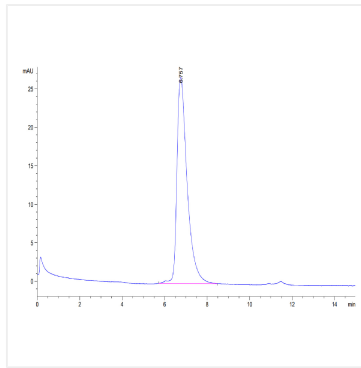
Operational Notes

For your safety and health, please wear a lab coat and disposable gloves for handling.

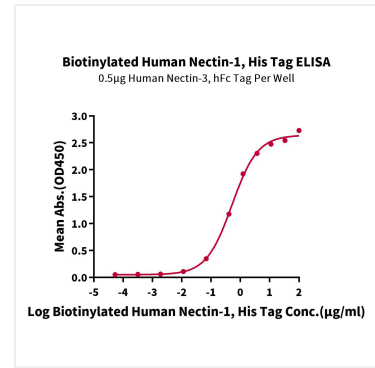
Validation Data



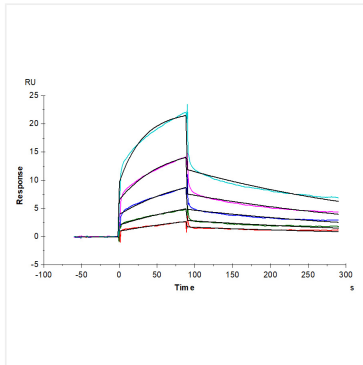
Biotinylated Recombinant Human Nectin-1/PVRL1/CD111 Protein was determined by Tris-Bis PAGE under reducing conditions.



The purity of Biotinylated Human Nectin-1 is greater than 95% as determined by SEC-HPLC.



Immobilized Human Nectin-3, hFc Tag at 5 µg/mL (100 µL/well) on the plate. Dose response curve for Biotinylated Human Nectin-1, His Tag with the EC₅₀ of 0.52 µg/mL determined by ELISA (QC Test).



Human Nectin-4, hFc Tag captured on CM5 Chip via Protein A can bind Biotinylated Human Nectin-1, His-Avi Tag with an affinity constant of 22.83 nM as determined in SPR assay (Biacore T200).