

Recombinant Human Nectin-2/PVRL2/CD112 Protein

Catalog No.: RP00383 **Recombinant**

Sequence Information

| Species | Gene ID | Swiss Prot |
|---------|---------|------------|
| Human | 5819 | Q92692-2 |

Tags

C-His&Avi

Synonyms

CD112; MPH; Nectin2; PRR2; PVRL2;
HVEB; PVRR2

Product Information

| Source | Purification |
|--------------|---|
| HEK293 cells | ≥ 95 % as determined by SDS-PAGE; ≥ 95 % as determined by HPLC. |

| Calculated MW | Observed MW |
|---------------|-------------|
| 38.4 kDa | 45-52 kDa |

Endotoxin

< 1 EU/μg of the protein by LAL method.

Formulation

Lyophilized from 0.22 μm filtered solution in PBS (pH 7.4). Normally 8% trehalose is added as protectant before lyophilization.

Reconstitution

Centrifuge the vial before opening. Reconstitute to a concentration of 0.1-0.5 mg/mL in sterile distilled water. Avoid vortex or vigorously pipetting the protein. For long term storage, it is recommended to add a carrier protein or stabilizer (e.g. 0.1% BSA, 5% HSA, 10% FBS or 5% Trehalose), and aliquot the reconstituted protein solution to minimize free-thaw cycles.

Contact

 | 400-999-6126 | cn.market@abclonal.com.cn

Background

Nectin-2 is an adhesion molecule that has been reported to play a role in tumor growth, metastasis and tumor angiogenesis. Nectin-2 expression in ovarian cancer may support tumor cell adhesion, leading to growth and lymph node metastasis. Effect of VEGF on Nectin-2 expression as well as permeability was investigated in HUVEC.

Basic Information

Description

Recombinant Human Nectin-2/PVRL2/CD112 Protein is produced by HEK293 cells expression system. The target protein is expressed with sequence (Gln32-Leu360) of Human Nectin-2/PVRL2/CD112 (Accession #Q92692-2) fused with a C-His&Avi tag at the C-terminus.

Bio-Activity

Shipping

The product is shipped at ambient temperature. Upon receipt, store it immediately at the temperature recommended below.

Storage

Store at -20°C. Store the lyophilized protein at -20°C to -80 °C up to 1 year from the date of receipt.

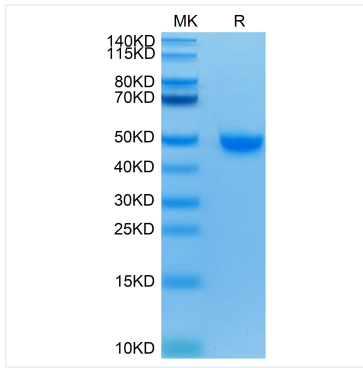
After reconstitution, the protein solution is stable at -20°C for 3 months, at 2-8°C for up to 1 week.

Avoid repeated freeze/thaw cycles.

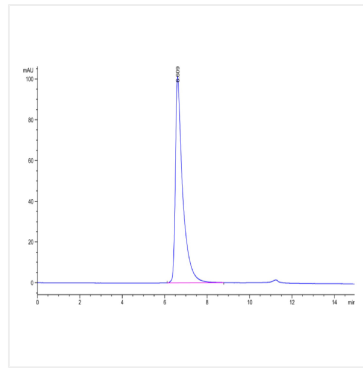
Operational Notes

For your safety and health, please wear a lab coat and disposable gloves for handling.

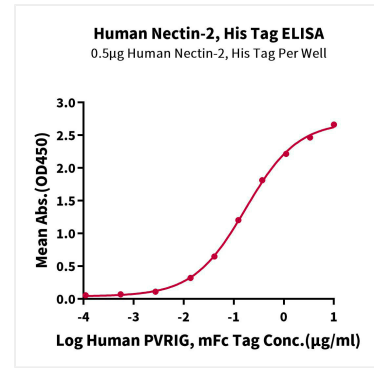
Validation Data



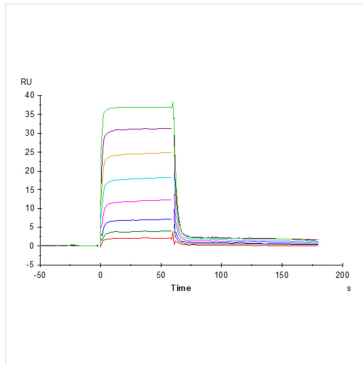
Recombinant Human Nectin-2/PVRL2/CD112 Protein was determined by Tris-Bis PAGE under reducing conditions.



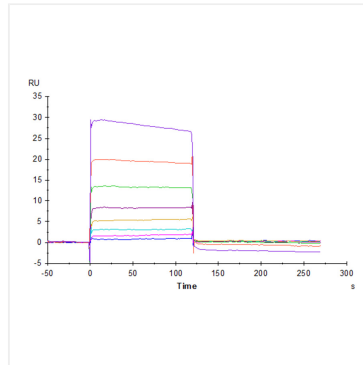
The purity of Human Nectin-2 is greater than 95% as determined by SEC-HPLC.



Immobilized Human Nectin-2, His Tag at 5 µg/mL (100 µL/well) on the plate. Dose response curve for Human PVRIG, mFc Tag with the EC_{50} of 0.17 µg/mL determined by ELISA (QC Test).



Human PVRIG, mFc Tag captured on CM5 Chip via anti-mouse antibody can bind Human Nectin-2, His Tag with an affinity constant of 0.349 µM as determined in SPR assay (Biacore T200).



Human TIGIT, hFc Tag captured on CM5 Chip via Protein A can bind Biotinylated Human Nectin-2, His-Avi Tag with an affinity constant of 1.84 µM as determined in SPR assay (Biacore T200).