

# Recombinant Human TNFRSF4/OX40/CD134 Protein

Catalog No.: RP00363 **Recombinant**

## Sequence Information

Species	Gene ID	Swiss Prot
Human	7293	P43489

### Tags

C-His&Avi

### Synonyms

CD134; OX40; OX40L receptor; TNFRSF4; ACT-135; Ly-70; OX40 homologue; TXGP1L; IMD16

## Product Information

Source	Purification
HEK293 cells	≥ 95 % as determined by SDS-PAGE; ≥ 95 % as determined by HPLC.

Calculated MW	Observed MW
23.2 kDa	48-55 kDa

### Endotoxin

< 1 EU/μg of the protein by LAL method.

### Formulation

Lyophilized from 0.22 μm filtered solution in PBS (pH 7.4). Normally 8% trehalose is added as protectant before lyophilization.

### Reconstitution

Centrifuge the vial before opening. Reconstitute to a concentration of 0.1-0.5 mg/mL in sterile distilled water. Avoid vortex or vigorously pipetting the protein. For long term storage, it is recommended to add a carrier protein or stabilizer (e.g. 0.1% BSA, 5% HSA, 10% FBS or 5% Trehalose), and aliquot the reconstituted protein solution to minimize free-thaw cycles.

## Contact

☎	400-999-6126
✉	cn.market@abclonal.com.cn

## Background

Tumor necrosis factor receptor superfamily, member 4 (TNFRSF4), also known as CD134 and OX40 receptor. OX40 is a secondary co-stimulatory immune checkpoint molecule, expressed after 24 to 72 hours following activation; its ligand, OX40L, is also not expressed on resting antigen presenting cells, but is following their activation.

## Basic Information

### Description

Recombinant Human TNFRSF4/OX40/CD134 Protein is produced by HEK293 cells expression system. The target protein is expressed with sequence (Leu29-Ala216) of Human OX40/TNFRSF4/CD134 (Accession #P43489) fused with a C-His&Avi tag at the C-terminus.

### Bio-Activity

### Shipping

The product is shipped at ambient temperature. Upon receipt, store it immediately at the temperature recommended below.

### Storage

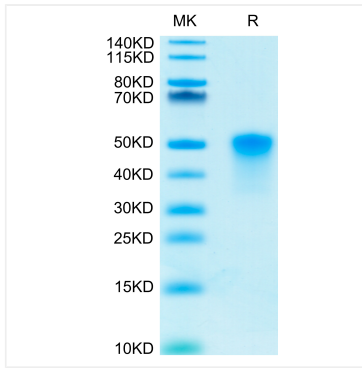
Store at -20°C. Store the lyophilized protein at -20°C to -80 °C up to 1 year from the date of receipt. After reconstitution, the protein solution is stable at -20°C for 3 months, at 2-8°C for up to 1 week. Avoid repeated freeze/thaw cycles.

### Operational Notes

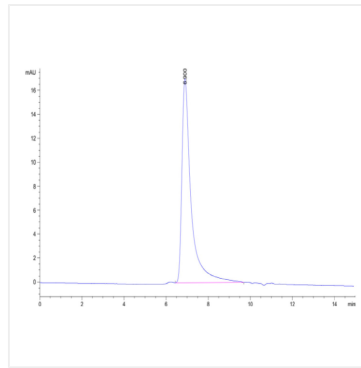
For your safety and health, please wear a lab coat and disposable gloves for handling.



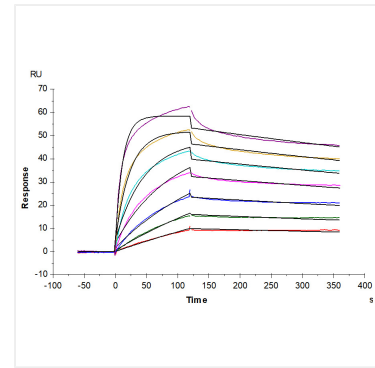
## Validation Data



Recombinant Human TNFRSF4/OX40/CD134 Protein was determined by Tris-Bis PAGE under reducing conditions.



The purity of Human OX40 is greater than 95% as determined by SEC HPLC.



Human OX40, His-Avi Tag captured on CM5 Chip via Anti-His Antibody can bind Human OX40 Ligand, hFc Tag with an affinity constant of 4.17 nM as determined in SPR assay (Biacore T200).