

# Recombinant Human NKp46/NCR1/CD335 Protein

Catalog No.: RP00347 **Recombinant**

## Sequence Information

Species	Gene ID	Swiss Prot
Human	9437	O76036-1

### Tags

C-hFc

### Synonyms

CD335; Ly94; NCR1; NKp46; MAR-1; NKP46FLJ99094

## Product Information

Source	Purification
HEK293 cells	≥ 95 % as determined by SDS-PAGE; ≥ 95 % as determined by HPLC.

Calculated MW	Observed MW
53.2 kDa	68-70 kDa

### Endotoxin

< 1 EU/μg of the protein by LAL method.

### Formulation

Lyophilized from 0.22 μm filtered solution in PBS (pH 7.4). Normally 8% trehalose is added as protectant before lyophilization.

### Reconstitution

Centrifuge the vial before opening. Reconstitute to a concentration of 0.1-0.5 mg/mL in sterile distilled water. Avoid vortex or vigorously pipetting the protein. For long term storage, it is recommended to add a carrier protein or stabilizer (e.g. 0.1% BSA, 5% HSA, 10% FBS or 5% Trehalose), and aliquot the reconstituted protein solution to minimize free-thaw cycles.

## Contact

☎ | 400-999-6126

✉ | [cn.market@abclonal.com.cn](mailto:cn.market@abclonal.com.cn)

## Background

NKp46, along with NKp30 and NKp44, are activating receptors that have been collectively termed the natural cytotoxicity receptors (NCR). These receptors lack significant sequence homology to one another. They are expressed almost exclusively by NK cells and play a major role in triggering some of the key lytic activities of NK cells.

## Basic Information

### Description

Recombinant Human NKp46/NCR1/CD335 Protein is produced by HEK293 cells expression system. The target protein is expressed with sequence (Gln22-Asn255) of Human NKp46/NCR1/CD335 (Accession #O76036-1) fused with a C-hFc tag at the C-terminus.

### Bio-Activity

### Shipping

The product is shipped at ambient temperature. Upon receipt, store it immediately at the temperature recommended below.

### Storage

Store at -20°C. Store the lyophilized protein at -20°C to -80 °C up to 1 year from the date of receipt.

After reconstitution, the protein solution is stable at -20°C for 3 months, at 2-8°C for up to 1 week.

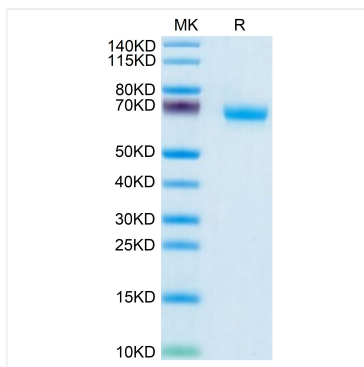
Avoid repeated freeze/thaw cycles.

### Operational Notes

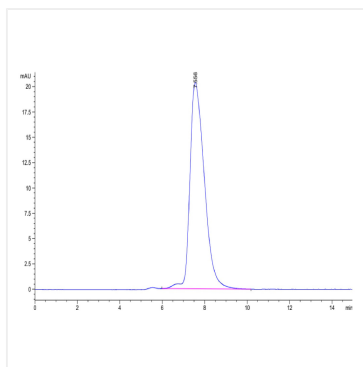
For your safety and health, please wear a lab coat and disposable gloves for handling.



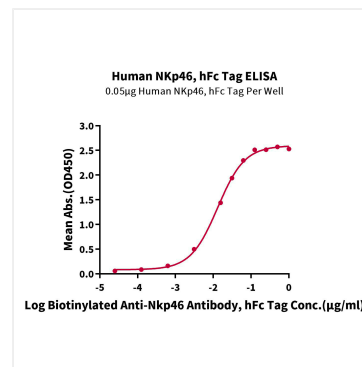
## Validation Data



Recombinant Human NKp46/NCR1/CD335 Protein was determined by Tris-Bis PAGE under reducing conditions.



The purity of Human NKp46 is greater than 95% as determined by SEC-HPLC.



Immobilized Human NKp46, hFc Tag at 0.5 µg/mL (100 µL/well) on the plate. Dose response curve for Biotinylated Anti-Nkp46 Antibody, hFc Tag with the  $EC_{50}$  of 13.1ng/mL determined by ELISA.