

Recombinant Human TACTILE/CD96 Protein

Catalog No.: RP00345 **Recombinant**

Sequence Information

Species	Gene ID	Swiss Prot
Human	10225	P40200-2

Tags

C-His

Synonyms

CD96 molecule; CD96; DKFZp667E2122; TACTILE

Product Information

Source	Purification
HEK293 cells	≥ 95 % as determined by SDS-PAGE; ≥ 95 % as determined by HPLC.

Calculated MW	Observed MW
54.7 kDa	115-130 kDa

Endotoxin

< 1 EU/μg of the protein by LAL method.

Formulation

Lyophilized from 0.22 μm filtered solution in PBS (pH 7.4). Normally 8% trehalose is added as protectant before lyophilization.

Reconstitution

Centrifuge the vial before opening. Reconstitute to a concentration of 0.1-0.5 mg/mL in sterile distilled water. Avoid vortex or vigorously pipetting the protein. For long term storage, it is recommended to add a carrier protein or stabilizer (e.g. 0.1% BSA, 5% HSA, 10% FBS or 5% Trehalose), and aliquot the reconstituted protein solution to minimize free-thaw cycles.

Contact

☎	400-999-6126
✉	cn.market@abclonal.com.cn

Background

The receptors CD96 and TIGIT are expressed on the surface of T and natural killer (NK) cells, and recent studies suggest both play important inhibitory roles in immune function. CD96 has been shown to modulate immune cell activity in mice, with Cd96^{-/-} mice displaying hypersensitive NK-cell responses to immune challenge and significant tumor resistance. The counterbalance between the putative inhibitory CD96 and TIGIT receptors and the activating receptor, CD226, offers unique strategies for immuno-oncology drug development.

Basic Information

Description

Recombinant Human TACTILE/CD96 Protein is produced by HEK293 cells expression system. The target protein is expressed with sequence (Val22-Met503) of Human TACTILE/CD96 (Accession #P40200-2) fused with a C-His tag at the C-terminus.

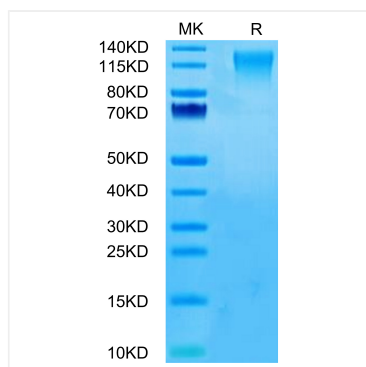
Bio-Activity

Storage

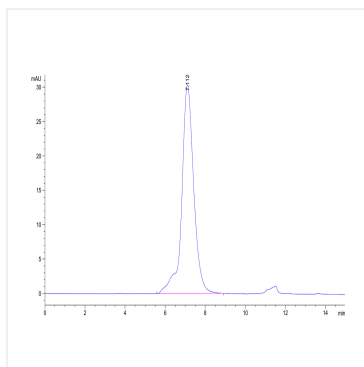
Store at -20°C. Store the lyophilized protein at -20°C to -80 °C up to 1 year from the date of receipt. After reconstitution, the protein solution is stable at -20°C for 3 months, at 2-8°C for up to 1 week. Avoid repeated freeze/thaw cycles.



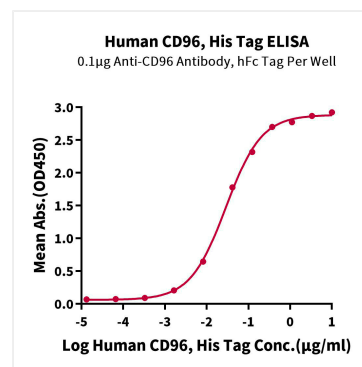
Validation Data



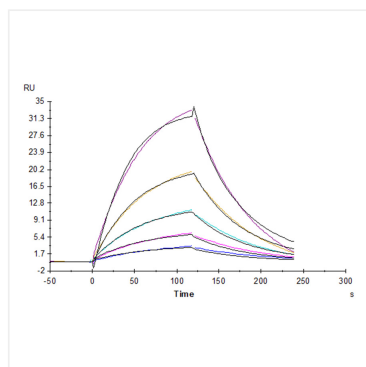
Recombinant Human TACTILE/CD96 Protein was determined by Tris-Bis PAGE under reducing conditions.



The purity of Human CD96 is greater than 95% as determined by SEC-HPLC.



Immobilized Anti-CD96 Antibody, hFc Tag at 1 $\mu\text{g/mL}$ (100 μL /well) on the plate. Dose response curve for Human CD96, His Tag with the EC_{50} of 28.8ng/mL determined by ELISA (QC Test).



Human CD155, hFc Tag captured on CM5 Chip via Protein A can bind Human CD96, His Tag with an affinity constant of 0.958 μM as determined in SPR assay (Biacore T200).