

Biotinylated Recombinant Human DNAM-1/CD226 Protein

Catalog No.: RP00336B **Recombinant**

Sequence Information

Species	Gene ID	Swiss Prot
Human	10666	Q15762

Tags

C-His&Avi

Synonyms

CD226 molecule; CD226; DNAM1; PTA1; TLISA1

Product Information

Source

HEK293 cells

Purification

≥ 95 % as determined by SDS-PAGE; ≥ 95 % as determined by HPLC.

Calculated MW

28.9 kDa

Observed MW

50-70 kDa

Endotoxin

< 1 EU/μg of the protein by LAL method.

Formulation

Lyophilized from 0.22 μm filtered solution in PBS (pH 7.4). Normally 8% trehalose is added as protectant before lyophilization.

Reconstitution

Centrifuge the vial before opening. Reconstitute to a concentration of 0.1-0.5 mg/mL in sterile distilled water. Avoid vortex or vigorously pipetting the protein. For long term storage, it is recommended to add a carrier protein or stabilizer (e.g. 0.1% BSA, 5% HSA, 10% FBS or 5% Trehalose), and aliquot the reconstituted protein solution to minimize free-thaw cycles.

Contact

☎ | 400-999-6126

✉ | cn.market@abclonal.com.cn

Background

DNAX accessory molecule-1 (DNAM-1), also known as CD226, is a 65 kDa type I transmembrane glycoprotein in the immunoglobulin superfamily. DNAM-1 mediates cellular adhesion to other cells bearing its ligands, CD112 and CD155, and cross-linking DNAM-1 with antibodies causes cellular activation. Furthermore, DNAM-1 can interact with PVR and PVRL2.

Basic Information

Description

Biotinylated Recombinant Human DNAM-1/CD226 Protein is produced by HEK293 cells expression system. The target protein is expressed with sequence (Glu19-Asn247) of Human DNAM-1/CD226 (Accession #Q15762) fused with a C-His&Avi tag at the C-terminus.

Bio-Activity

Shipping

The product is shipped at ambient temperature. Upon receipt, store it immediately at the temperature recommended below.

Storage

Store at -20°C. Store the lyophilized protein at -20°C to -80 °C up to 1 year from the date of receipt.

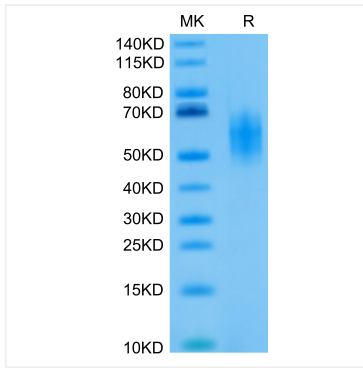
After reconstitution, the protein solution is stable at -20°C for 3 months, at 2-8°C for up to 1 week.

Avoid repeated freeze/thaw cycles.

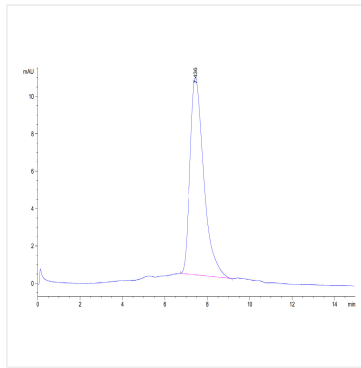
Operational Notes

For your safety and health, please wear a lab coat and disposable gloves for handling.

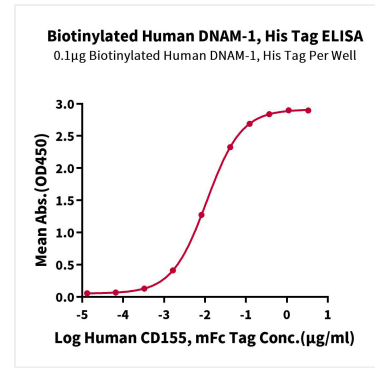
Validation Data



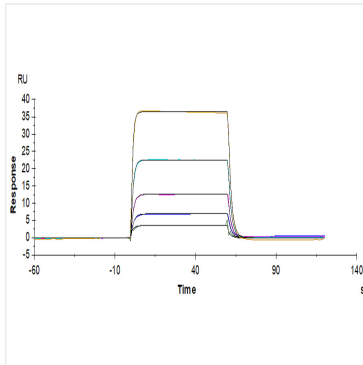
Biotinylated Recombinant Human DNAM-1/CD226 Protein was determined by Tris-Bis PAGE under reducing conditions.



The purity of Biotinylated Human DNAM-1 is greater than 95% as determined by SEC-HPLC.



Immobilized Biotinylated Human DNAM-1, His Tag at 1 µg/mL (100 µL/well) on the streptavidin precoated plate (5 µg/mL). Dose response curve for Human CD155, mFc Tag with the EC_{50} of 11.0ng/mL determined by ELISA (QC Test).



Human CD155, hFc Tag captured on CM5 Chip via Protein A can bind Biotinylated Human DNAM-1, His-Avi Tag with an affinity constant of 264nM as determined in SPR assay (Biacore T200).