

# Recombinant Human IL-1R2/CD121b Protein

Catalog No.: RP00235 **Recombinant**

## Sequence Information

| Species | Gene ID | Swiss Prot |
|---------|---------|------------|
| Human   | 7850    | P27930     |

### Tags

C-hFc&amp;His

### Synonyms

IL1R2;CD121b;CDw121b;IL-1R-2;IL-1RT-2;  
;IL-1RT2;IL1R2c;IL1RB

## Product Information

| Source       | Purification  |
|--------------|---|
| HEK293 cells | ≥ 95 % as determined by SDS-PAGE; ≥ 90 % as determined by HPLC. |

| Calculated MW | Observed MW |
|---------------|-------------|
| 66.01 kDa     | 100 kDa     |

### Endotoxin

&lt; 0.1 EU/μg of the protein by LAL method.

### Formulation

Lyophilized from a 0.22 μm filtered solution of PBS, pH 7.4. Contact us for customized product form or formulation.

### Reconstitution

Centrifuge the vial before opening. Reconstitute to a concentration of 0.1-0.5 mg/mL in sterile distilled water. Avoid vortex or vigorously pipetting the protein. For long term storage, it is recommended to add a carrier protein or stabilizer (e.g. 0.1% BSA, 5% HSA, 10% FBS or 5% Trehalose), and aliquot the reconstituted protein solution to minimize free-thaw cycles.

## Background

Non-signaling receptor for IL1A, IL1B and IL1RN. Reduces IL1B activities. Serves as a decoy receptor by competitive binding to IL1B and preventing its binding to IL1R1. Also modulates cellular response through non-signaling association with IL1RAP after binding to IL1B. IL1R2 (membrane and secreted forms) preferentially binds IL1B and poorly IL1A and IL1RN. The secreted IL1R2 recruits secreted IL1RAP with high affinity; this complex formation may be the dominant mechanism for neutralization of IL1B by secreted/soluble receptors.

## Basic Information

### Description

Recombinant Human IL-1R2/CD121b Protein is produced by HEK293 cells expression system. The target protein is expressed with sequence (Met1-Glu343) of human IL1R2 (Accession #NP\_004624.1 ) fused with an Fc, 6×His tag at the C-terminus.

### Bio-Activity

Measured by its binding ability in a functional ELISA. Immobilized Recombinant Human IL1RN at 10 μg/mL (100 μL/well) can bind Recombinant Human IL1R2 with a linear range of 7-30 ng/mL.

### Storage

Store at -20°C. Store the lyophilized protein at -20°C to -80 °C up to 1 year from the date of receipt.

After reconstitution, the protein solution is stable at -20°C for 3 months, at 2-8°C for up to 1 week.

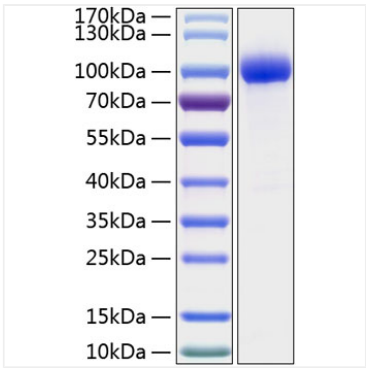
Avoid repeated freeze/thaw cycles.

## Contact

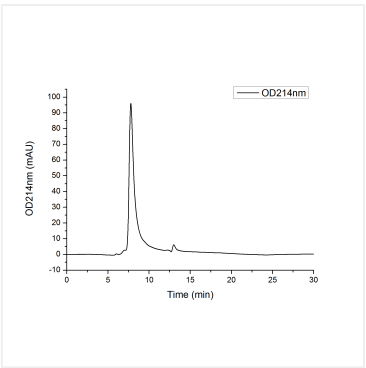
|   |  |                           |
|---|--|---------------------------|
| ☎ |  | 400-999-6126              |
| ✉ |  | cn.market@abclonal.com.cn |



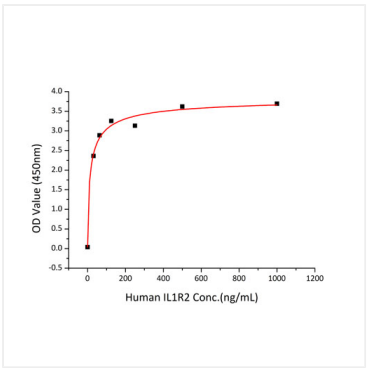
Validation Data



Recombinant Human IL-1R2/CD121b Protein was determined by SDS-PAGE under reducing conditions with Coomassie Blue.



The purity of Human IL1R2 Protein (Cat.RP00235) was greater than 90% as determined by SEC-HPLC.



Immobilized Recombinant Human IL1RN at 10 µg/mL (100 µL/well) can bind Recombinant Human IL1R2 with a linear range of 7-30 ng/mL.