

Recombinant Human IFN-gamma R1/CD119 Protein

Catalog No.: RP00200 **Recombinant**

Sequence Information

Species	Gene ID	Swiss Prot
Human	3459	P15260

Tags

C-His

Synonyms

CD119; IFNGR; IMD27A; IMD27B;IFNGR1;
CD119; interferon gamma receptor
1;IFNGR;IMD27A;IMD27B

Product Information

Source	Purification
HEK293 cells	≥ 95 % as determined by SDS-PAGE; ≥95 % as determined by HPLC.

Calculated MW	Observed MW
28.47 kDa	35-50 kDa

Endotoxin

< 0.1 EU/μg of the protein by LAL method.

Formulation

Lyophilized from a 0.22 μm filtered solution of PBS, pH 7.4. Contact us for customized product form or formulation.

Reconstitution

Centrifuge the vial before opening. Reconstitute to a concentration of 0.1-0.5 mg/mL in sterile distilled water. Avoid vortex or vigorously pipetting the protein. For long term storage, it is recommended to add a carrier protein or stabilizer (e.g. 0.1% BSA, 5% HSA, 10% FBS or 5% Trehalose), and aliquot the reconstituted protein solution to minimize free-thaw cycles.

Contact

☎		400-999-6126
✉		cn.market@abclonal.com.cn

Background

The high-affinity IFN-gamma receptor complex is made up of two type I membrane proteins, IFN-gammaR1 (IFN gamma R alpha) and IFN-gammaR2 (IFN-gamma R beta). IFN-gamma R1 is the ligand-binding subunit that is necessary and sufficient for IFN-gamma binding and receptor internalization. IFN-gammaR2 is required for IFN gamma signaling but does not bind IFN-gamma by itself. A genetic variation in IFNGR1 is associated with susceptibility to Helicobacter pylori infection. In addition, defects in IFNGR1 are a cause of mendelian susceptibility to mycobacterial disease, also known as familial disseminated atypical mycobacterial infection.

Basic Information

Description

Recombinant Human IFN-gamma R1/CD119 Protein is produced by HEK293 cells expression system. The target protein is expressed with sequence (Met1-Gly245) of human IFNGR1/CD119 (Accession #NP_000407.1) fused with a 6×His tag at the C-terminus.

Bio-Activity

Measured by its binding ability in a functional ELISA. Immobilized Human FNCR1/CD119 at 1 μg/mL (100 μL/well) can bind Human IFNG with a linear range of 0.98-1.97 ng/mL.

Shipping

The product is shipped at ambient temperature. Upon receipt, store it immediately at the temperature recommended below.

Storage

Store at -20°C. Store the lyophilized protein at -20°C to -80 °C up to 1 year from the date of receipt.

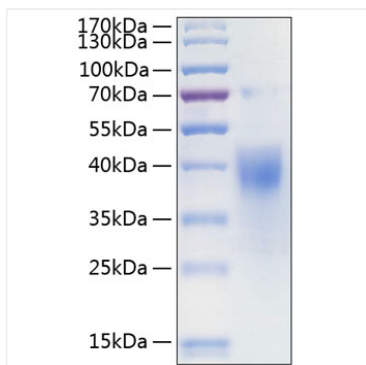
After reconstitution, the protein solution is stable at -20°C for 3 months, at 2-8°C for up to 1 week.

Avoid repeated freeze/thaw cycles.

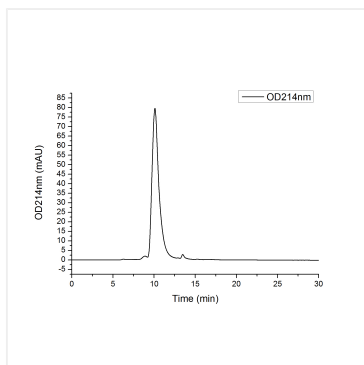
Operational Notes

For your safety and health, please wear a lab coat and disposable gloves for handling.

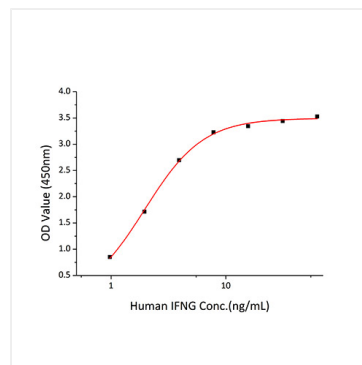
Validation Data



Recombinant Human IFN-gamma R1/CD119 Protein was determined by SDS-PAGE under reducing conditions with Coomassie Blue.



The purity of Human IFNGR1/CD119 Protein (Cat.RP00200) was greater than 95% as determined by SEC-HPLC.



Immobilized Human FNGR1/CD119 at 1 $\mu\text{g/mL}$ (100 $\mu\text{L/well}$) can bind Human IFNG with a linear range of 0.98-1.97ng/mL.