

# Recombinant Human NKp30/NCR3/CD337 Protein

Catalog No.: RP00179 **Recombinant**

## Sequence Information

Species	Gene ID	Swiss Prot
Human	259197	O14931

### Tags

C-hFc&amp;His

### Synonyms

NCR3;1C7;CD337;LY117;MALS;NKp30

## Background

Natural Cytotoxicity Triggering Receptor 3, NCR3, also known as NKp30, or CD337, is a natural cytotoxicity receptor. NKp30 is expressed on both resting and activated NK cells of the CD56dim, CD16+ subset that account for more than 85% of NK cells found in peripheral blood and spleen. NKp30 is absent from the CD56bright, CD16- subset that constitutes the majority of NK cells in lymph node and tonsil, however, its expression is up-regulated in these cells upon IL-2 activation. NKp30 is a member of the immunoglobulin superfamily and one of three existing natural cytotoxicity-triggering receptors. NKp30 is a glycosylated protein and is thought to be selectively expressed in resting and activated natural killer cells. NKp30 is a stimulatory receptor on human NK cells implicated in tumor immunity, and is capable of promoting or terminating dendritic cell maturation. NCR3 may play a role in inflammatory and infectious diseases.

## Product Information

Source	Purification
HEK293 cells	≥ 95 % as determined by SDS-PAGE; ≥ 95 % as determined by HPLC.

Calculated MW	Observed MW
39.86 kDa	54-60 kDa

### Endotoxin

&lt; 0.1 EU/μg of the protein by LAL method.

### Formulation

Lyophilized from a 0.22 μm filtered solution of PBS, pH 7.4. Contact us for customized product form or formulation.

### Reconstitution

Centrifuge the vial before opening. Reconstitute to a concentration of 0.1-0.5 mg/mL in sterile distilled water. Avoid vortex or vigorously pipetting the protein. For long term storage, it is recommended to add a carrier protein or stabilizer (e.g. 0.1% BSA, 5% HSA, 10% FBS or 5% Trehalose), and aliquot the reconstituted protein solution to minimize free-thaw cycles.

## Basic Information

### Description

Recombinant Human NKp30/NCR3/CD337 Protein is produced by HEK293 cells expression system. The target protein is expressed with sequence (Leu19-Thr138) of human NCR3/NKp300 (Accession #NP\_001138938.1) fused with an Fc, 6xHis tag at the C-terminus.

### Bio-Activity

Measured by its binding ability in a functional ELISA. Immobilized recombinant Human B7-H6 at 2 μg/mL (100 μL/well) can bind recombinant Human NCR3, the EC<sub>50</sub> of Human NCR3 is 66.43 ng/mL.

### Storage

Store at -20°C. Store the lyophilized protein at -20°C to -80 °C up to 1 year from the date of receipt.

After reconstitution, the protein solution is stable at -20°C for 3 months, at 2-8°C for up to 1 week.

Avoid repeated freeze/thaw cycles.

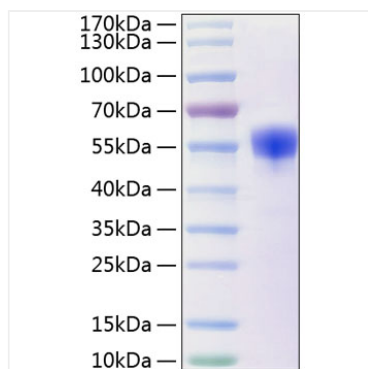
## Contact

☎ | 400-999-6126

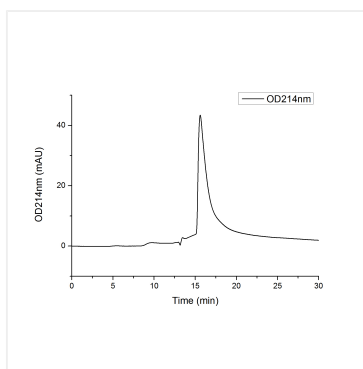
✉ | [cn.market@abclonal.com.cn](mailto:cn.market@abclonal.com.cn)



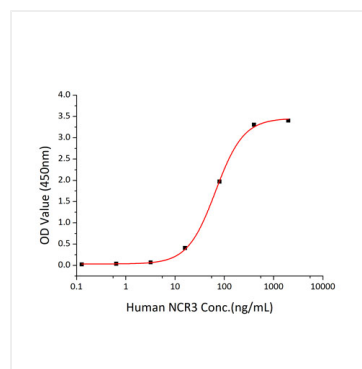
## Validation Data



Recombinant Human NKp30/NCR3/CD337 Protein was determined by SDS-PAGE under reducing conditions with Coomassie Blue.



The purity of Human NCR3/NKp300 Protein (Cat.RP00179) was greater than 95% as determined by SEC-HPLC.



Immobilized recombinant Human B7-H6 at 2 $\mu$ g/mL (100  $\mu$ L/well) can bind recombinant Human NCR3, the EC<sub>50</sub> of Human NCR3 is 66.43 ng/mL.