

Catalog No.: RP00114 **Recombinant**

Species	Gene ID	Swiss Prot
Human	3815	P10721

Tags
C-hFc&His

KIT:C-Kit:CD117:PBT:SCFR:c-kit

Source	Purification
HEK293 cells	≥ 95 % as determined by SDS-PAGE

Calculated MW	Observed MW
82.44 kDa	100-125 kDa

< 0.1 EU/μg of the protein by LAL method.

Lyophilized from a 0.22 μm filtered solution of PBS, pH 7.4. Contact us for customized product form or formulation.

Centrifuge the vial before opening. Reconstitute to a concentration of 0.1-0.5 mg/mL in sterile distilled water. Avoid vortex or vigorously pipetting the protein. For long term storage, it is recommended to add a carrier protein or stabilizer (e.g. 0.1% BSA, 5% HSA, 10% FBS or 5% Trehalose), and aliquot the reconstituted protein solution to minimize free-thaw cycles.

 | 400-999-6126

 | cn.market@abclonal.com.cn

 | www.abclonal.com.cn

This protein is human homolog of the proto-oncogene c-kit. C-kit was first identified as the cellular homolog of the feline sarcoma viral oncogene v-kit. This protein is a type 3 transmembrane receptor for MGF (mast cell growth factor, also known as stem cell factor). Mutations in this gene are associated with gastrointestinal stromal tumors, mast cell disease, acute myelogenous leukemia, and piebaldism. Multiple transcript variants encoding different isoforms have been found for this gene.

Recombinant Human c-Kit/CD117 Protein is produced by HEK293 expression system. The target protein is expressed with sequence (Gln26-Thr520) of human KIT/c-KIT/CD117 (Accession #NP_000213.1) fused with an Fc. 6xHis tag at the C-terminus.

1. Measured by its binding ability in a functional ELISA. Immobilized recombinant human SCF at 1 µg/mL (100 µL/well) can bind recombinant human CD117 with a linear range of 1-6 ng/mL. 2. Measured by its binding ability in a functional ELISA. Immobilized Human SCF at 2 µg/mL (100 µL/well) can bind c-Kit/CD117 with a linear range of 0.049-9.11 ng/mL.

The product is shipped at ambient temperature. Upon receipt, store it immediately at the temperature recommended below.

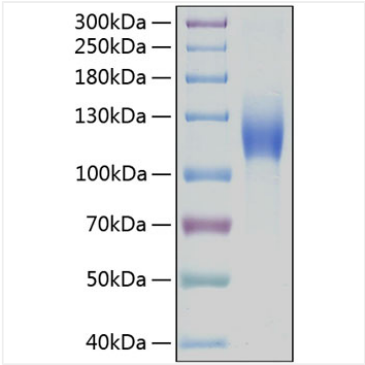
Store at -20°C. Store the lyophilized protein at -20°C to -80 °C up to 1 year from the date of receipt.

After reconstitution, the protein solution is stable at -20°C for 3 months, at 2-8°C for up to 1 week.

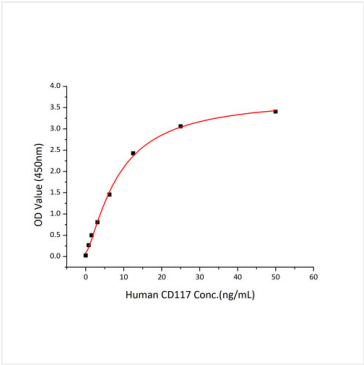
Avoid repeated freeze/thaw cycles.

For your safety and health, please wear a lab coat and disposable gloves for handling.

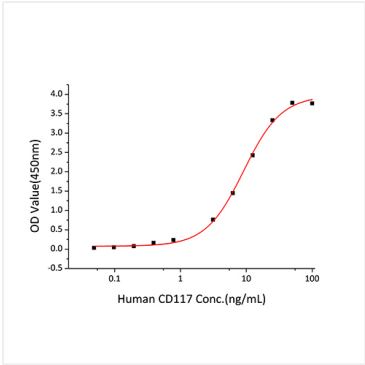
Validation Data



Recombinant Human c-Kit/CD117 Protein was determined by SDS-PAGE under reducing conditions with Coomassie Blue.



Immobilized recombinant human SCF at 1 µg/mL (100 µL/well) can bind recombinant human CD117 with a linear range of 1-6 ng/mL.



Immobilized Human SCF at 2 µg/mL (100 µL/well) can bind c-Kit/CD117 with a linear range of 0.049-9.11 ng/mL.