

# Rabbit anti-Human Thrombopoietin/Tpo mAb

**Catalog No.:** RMK0589

## Basic Information

**Catalog No.**  
RMK0589

**Catagory**  
Elisa Antibody Kit

**Application**  
ELISA

## Product Information

**Ig Type**  
Rabbit IgG

**Purification**  
Affinity purification

**Endotoxin Level**

**Storage**  
Store at -20°C.  
**Avoid repeated freeze-thaw cycles.**

**Formulation**  
Supplied as a 0.2 µm filtered solution in PBS with 0.05% Proclin 300, pH 7.3.

## Contact

 | [order@abclonal.com](mailto:order@abclonal.com)

 | [support@abclonal.com](mailto:support@abclonal.com)

 | [www.abclonal.com](http://www.abclonal.com)

## Background

Megakaryocytopoiesis is the cellular development process that leads to platelet production. The main functional protein encoded by this gene is a humoral growth factor that is necessary for megakaryocyte proliferation and maturation, as well as for thrombopoiesis. This protein is the ligand for MLP/C\_MPL, the product of myeloproliferative leukemia virus oncogene. Mutations in this gene are the cause of thrombocythemia 1. Alternative promoter usage and differential splicing result in multiple transcript variants differing in the 5' UTR and/or coding region. Multiple AUG codons upstream of the main open reading frame (ORF) have been identified, and these upstream AUGs inhibit translation of the main ORF at different extent.

## Immunogen Information

**Immunogen**  
Recombinant Human Thrombopoietin/Tpo protein

## Cross-Reactivity

Human

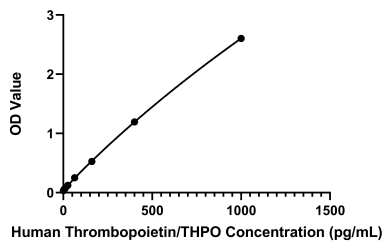
## Assay Applications

Human Thrombopoietin/Tpo Sandwich Immunoassay

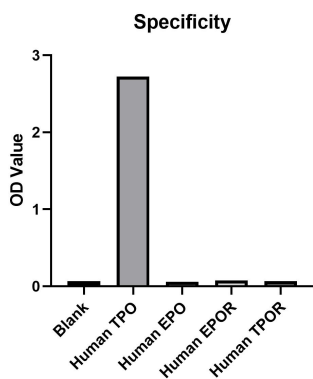
	Recommended Concentration	Sample
--	---------------------------	--------

ELISA	Capture	0.5-2 µg/mL	Rabbit anti-Human Thrombopoietin/Tpo mAb(Cat. No. RMK0588)
	Detection	0.034-0.134 µg/mL	Rabbit anti-Human Thrombopoietin/Tpo mAb(Cat. No. RMK0589)
	Standard	4.1-1000 pg/mL	Recombinant Human Thrombopoietin/Tpo Protein (Cat. No.RP00174)

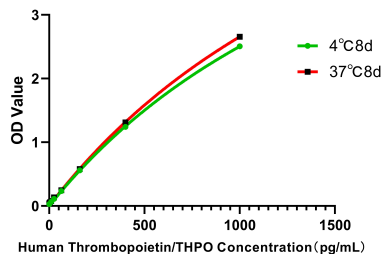
## Validation Data



This standard curve is only for demonstration purposes. A standard curve should be generated for each assay.



No significant cross-reactivity or interference was observed.



Placed at 37°C for 7 days, the stability of the standard curve all conform to CV <10%.