

Rabbit anti-Human Interleukin 18 Binding Protein/IL-18BP mAb

Catalog No.: RMK0513

Basic Information

Catalog No.
RMK0513

Catagory
Elisa Antibody Kit

Application
ELISA

Product Information

Ig Type
Rabbit IgG


Purification
Affinity purification


Endotoxin Level
/

Storage
Store at -20°C.
Avoid repeated freeze-thaw cycles.

Formulation
Supplied as a 0.2 µm filtered solution in PBS with 0.05% Proclin 300, pH 7.3.

Contact

 | order@abclonal.com

 | support@abclonal.com

 | www.abclonal.com

Background

The protein encoded by this gene functions as an inhibitor of the proinflammatory cytokine, IL18. It binds IL18, prevents the binding of IL18 to its receptor, and thus inhibits IL18-induced IFN-gamma production, resulting in reduced T-helper type 1 immune responses. This protein is constitutively expressed and secreted in mononuclear cells. Elevated level of this protein is detected in the intestinal tissues of patients with Crohn's disease. Alternatively spliced transcript variants encoding different isoforms have been described for this gene.

Immunogen Information

Immunogen
Recombinant Human Interleukin 18 Binding Protein/IL-18BP protein

Cross-Reactivity

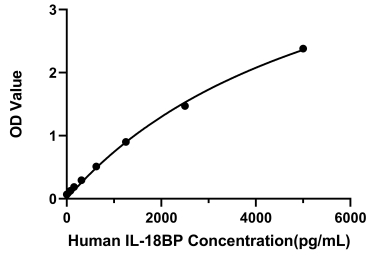
/

Assay Applications

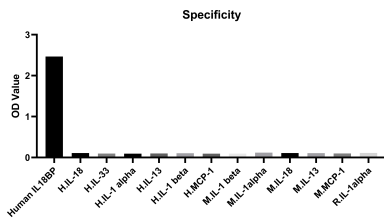
Human Interleukin 18 Binding Protein/IL-18BP Sandwich Immunoassay

		Recommended Concentration	Sample
ELISA	Capture	2-8 µg/mL	Rabbit anti-Human Interleukin 18 Binding Protein/IL-18BP mAb (Cat. No. RMK0513)
	Detection	0.025-0.1 ug/mL	Rabbit anti-Human Interleukin 18 Binding Protein/IL-18BP mAb (Cat. No. RMK0514)
	Standard	78.13-5000 pg/mL	Recombinant Human IL-18BP Protein (Cat. No. RP00162)

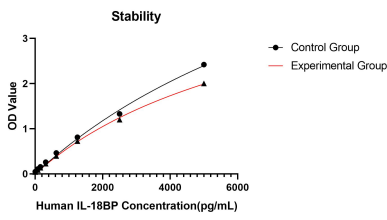
Validation Data



This standard curve is only for demonstration purposes. A standard curve should be generated for each assay.



No significant cross-reactivity or interference was observed.



Placed at 37°C for 7 days, the stability of the standard curve all conform to CV <10%.