Leader in Biomolecular Solutions for Life Science

www.abclonal.com

# Rabbit anti-Mouse IgA mAb

**Catalog No.: RMK0509**

## Basic Information

**Catalog No.**
RMK0509

**Catagory**
Elisa Antibody Kit

**Application**
ELISA

## Product Information

**Ig Type**
Rabbit IgG

**Purification**
Affinity purification

**Endotoxin Level**

**Storage**
Store at -20℃.
**Avoid repeated freeze-thaw cycles.**

**Formulation**
Supplied as a 0.2μm filtered solution in PBS with 0.05% Proclin300, PH 7.4.

## Contact


order@abclonal.com

support@abclonal.com

www.abclonal.com


## Background

## Immunogen Information

**Immunogen**
Recombinant fusion protein containing a sequence corresponding to amino acids 99-344 of mouse IgA.

## Cross-Reactivity

No cross-reactivity in ELISA with recombinant
Human IgM、Human IgA、Mouse IgM、Mouse IgE、Rat IgA、Rat IgM

## Assay Applications

Mouse IgA Sandwich Immunoassay

| | | Recommended Concentration | Sample |
|---|---|---|---|
| ELISA | Capture | 2-8ug/mL | Rabbit anti-Mouse IgA mAb(Cat. No.RMK0509) |
| | Detection | 0.005-0.02ug/mL | Rabbit anti-Mouse IgA mAb(Cat. No. RMK0510) |
| | Standard | 1.56-100ng/mL | Recombinant Mouse IgA Protein |

## Validation Data

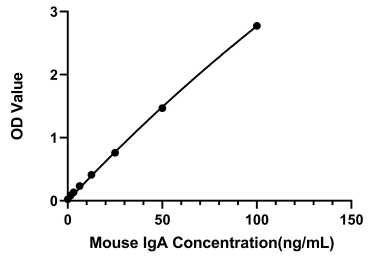


This standard curve is only for demonstration purposes. A standard curve should be generated for each assay.

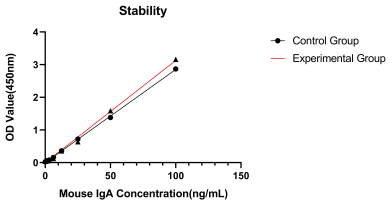


Placed at 37°C for 7 days, the stability of the standard curve all conform to CV <10%.

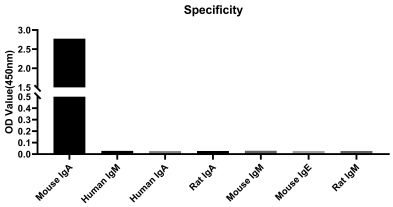


No significant cross-reactivity or interference was observed.