

Rabbit anti-Human TNF-alpha mAb

Catalog No.: RMK0416

Basic Information

Catalog No.
RMK0416

Catagory
Elisa Antibody Kit

Application
ELISA,Multiplex

Product Information

Ig Type
Rabbit IgG

Purification
Affinity purification

Endotoxin Level

Storage
Store at -20°C.
Avoid repeated freeze-thaw cycles.

Formulation
Supplied as a 0.2µm filtered solution in PBS with 0.05% Proclin300, PH 7.4.

Contact

 | order@abclonal.com

 | support@abclonal.com

 | www.abclonal.com

Background

This gene encodes a multifunctional proinflammatory cytokine that belongs to the tumor necrosis factor (TNF) superfamily. This cytokine is mainly secreted by macrophages. It can bind to, and thus functions through its receptors TNFRSF1A/TNFR1 and TNFRSF1B/TNFR. This cytokine is involved in the regulation of a wide spectrum of biological processes including cell proliferation, differentiation, apoptosis, lipid metabolism, and coagulation. This cytokine has been implicated in a variety of diseases, including autoimmune diseases, insulin resistance, psoriasis, rheumatoid arthritis ankylosing spondylitis, tuberculosis, autosomal dominant polycystic kidney disease, and cancer. Mutations in this gene affect susceptibility to cerebral malaria, septic shock, and Alzheimer disease. Knockout studies in mice also suggested the neuroprotective function of this cytokine.

Immunogen Information

Immunogen
Recombinant Human TNF-alpha protein

Cross-Reactivity

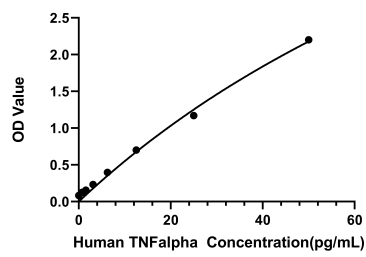
Assay Applications

Human TNF-alpha Sandwich Immunoassay

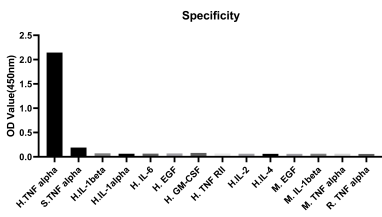
		Recommended Concentration	Sample
ELISA	Capture	1-4ug/mL	Rabbit anti-Human TNF-alpha mAb(Cat. No.RMK0415)
	Detection	0.125-0.5ug/mL	Rabbit anti-Human TNF-alpha mAb(Cat. No. RMK0416)
	Standard	0.78-50pg/mL	Recombinant Human TNF-alpha Protein(Cat. No. RP00001)

Multiplex	Capture	0.1-5ug/mL	Rabbit anti-Human TNF-alpha mAb(Cat. No. RMK0416)
	Detection	0.5-2ug/mL	Rabbit anti-Human TNF-alpha mAb(Cat. No. RMK0436)
	Standard	6.86-5000pg/mL	Recombinant Human TNF-alpha Protein(Cat. No. RP00001)

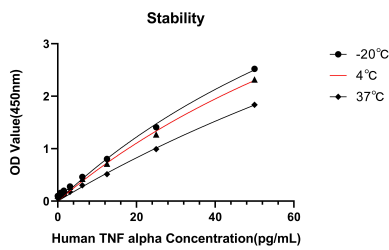
Validation Data



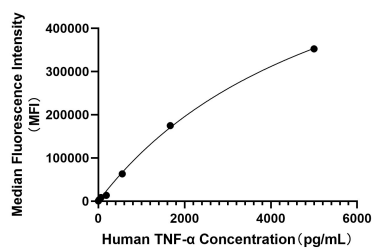
This standard curve is only for demonstration purposes. A standard curve should be generated for each assay.



No significant cross-reactivity or interference was observed.



Placed at 37°C for 4 days, the stability of the standard curve all conform to CV <10%.



This standard curve is only for demonstration purposes. A standard curve should be generated for each assay.