

Rabbit anti-Human β -Amyloid 1-42 mAb

Catalog No.: RMK0218

Basic Information

Catalog No.
RMK0218

Catagory
Elisa Antibody Kit

Application

Product Information

Ig Type
Rabbit IgG


Purification
Affinity purification


Endotoxin Level

Storage
Store at -20°C.
Avoid repeated freeze-thaw cycles.

Formulation
Supplied as a 0.2 μ m filtered solution in PBS with 0.05% Proclin300, PH 7.4.

Contact

 | order@abclonal.com

 | support@abclonal.com

 | www.abclonal.com

Background

This gene encodes a cell surface receptor and transmembrane precursor protein that is cleaved by secretases to form a number of peptides. Some of these peptides are secreted and can bind to the acetyltransferase complex APBB1/TIP60 to promote transcriptional activation, while others form the protein basis of the amyloid plaques found in the brains of patients with Alzheimer disease. In addition, two of the peptides are antimicrobial peptides, having been shown to have bacteriocidal and antifungal activities. Mutations in this gene have been implicated in autosomal dominant Alzheimer disease and cerebroarterial amyloidosis (cerebral amyloid angiopathy). Multiple transcript variants encoding several different isoforms have been found for this gene.

Immunogen Information

Immunogen
A synthetic peptide corresponding to a sequence within amino acids 672-713 of human β -Amyloid 1-42(NP_000475.1).

Cross-Reactivity

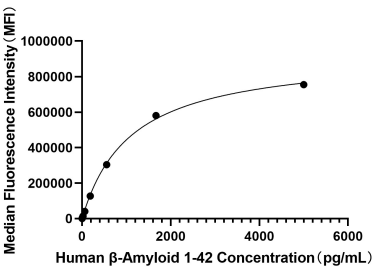
/

Assay Applications

Human β -Amyloid 1-42 Sandwich Immunoassay

	Recommended Concentration	Sample
Capture	3-20ug/mL	Rabbit anti-Human β -Amyloid mAb(Cat. No.RMK0217)
Detection	0.017-2ug/mL	Rabbit anti-Human β -Amyloid 1-42 mAb(Cat. No.RMK0218)
Standard	6.86-5000pg/mL	Recombinant Human β -Amyloid 1-42 Protein

Validation Data



This standard curve is only for demonstration purposes. A standard curve should be generated for each assay.