

Rabbit anti-Human Apolipoprotein A4 (APOA4) mAb(CAP)

Catalog No.: RMK0183

Basic Information

Catalog No.
RMK0183

Catagory
Elisa Antibody Kit

Application
ELISA

Product Information

Ig Type
Rabbit IgG


Purification
Affinity purification


Endotoxin Level
/

Storage
Store at -20°C.
Avoid repeated freeze-thaw cycles.

Formulation
Supplied as a 0.2 µm filtered solution in PBS with 0.05% Proclin 300, pH 7.4.

Contact

 | order@abclonal.com

 | support@abclonal.com

 | www.abclonal.com

Background

Apolipoprotein (apo) A-IV gene contains 3 exons separated by two introns. A sequence polymorphism has been identified in the 3'UTR of the third exon. The primary translation product is a 396-residue preprotein which after proteolytic processing is secreted its primary site of synthesis, the intestine, in association with chylomicron particles. Although its precise function is not known, apo A-IV is a potent activator of lecithin-cholesterol acyltransferase in vitro.

Immunogen Information

Immunogen
Recombinant Human APOA4

Cross-Reactivity

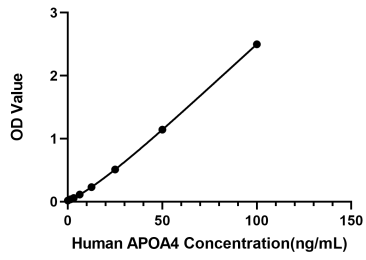
/

Assay Applications

Human Apolipoprotein A4 (APOA4) Sandwich Immunoassay

	Recommended Concentration	Sample
ELISA Capture	0.5-2 µg/mL	Rabbit anti-Human Apolipoprotein A4 (APOA4) mAb (Cat. No. RMK0183)
ELISA Detection	0.025-0.1 µg/mL	Rabbit anti-Human Apolipoprotein A4 (APOA4) mAb (Cat. No. RMK0184)
Standard	1.56-100 ng/mL	Recombinant Human Apolipoprotein A4 (APOA4) Protein

Validation Data



This standard curve is only for demonstration purposes. A standard curve should be generated for each assay.