

Rabbit anti-Human TFF3 mAb

Catalog No.: RMK0021

Basic Information

Catalog No.
RMK0021

Catagory
Elisa Antibody Kit

Application
ELISA,Multiplex

Product Information

Ig Type
Rabbit IgG

Purification
Affinity purification

Endotoxin Level

Storage
Store at -20°C.
Avoid repeated freeze-thaw cycles.

Formulation
Supplied as a 0.2um filtered solution in PBS with 0.05%ProClin 300,PH 7.4.

Contact

 | order@abclonal.com

 | support@abclonal.com

 | www.abclonal.com

Background

Members of the trefoil family are characterized by having at least one copy of the trefoil motif, a 40-amino acid domain that contains three conserved disulfides. They are stable secretory proteins expressed in gastrointestinal mucosa. Their functions are not defined, but they may protect the mucosa from insults, stabilize the mucus layer and affect healing of the epithelium. This gene is expressed in goblet cells of the intestines and colon. This gene and two other related trefoil family member genes are found in a cluster on chromosome 21.

Immunogen Information

Immunogen
Recombinant Human TFF3 Protein

Cross-Reactivity

/

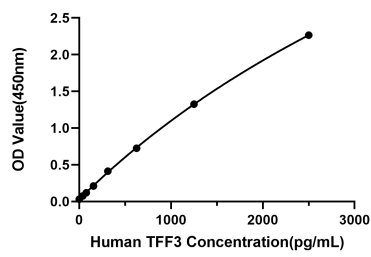
Assay Applications

Human TFF3 Sandwich ELISA/Multiplex

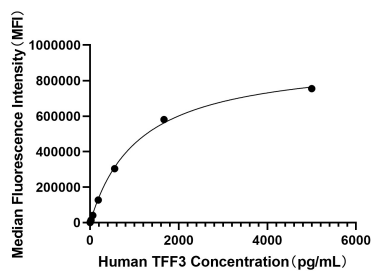
		Recommended Concentration	Sample
ELISA	Capture	0.5-2ug/mL	Rabbit anti-Human TFF3 mAb(Cat. No.RMK0021)
	Detection	0.005-0.02ug/mL	Rabbit anti-Human TFF3 mAb(Cat. No.RMK0022)
	Standard	39.06-2500pg/mL	Recombinant Human TFF3 Protein

Multiplex	Capture	3-20ug/mL	Rabbit anti-Human TFF3 mAb(Cat. No.RMK0238)
	Detection	0.017-2ug/mL	Rabbit anti-Human TFF3 mAb(Cat. No.RMK0021)
	Standard	6.86-5000pg/mL	Recombinant Human TFF3 Protein

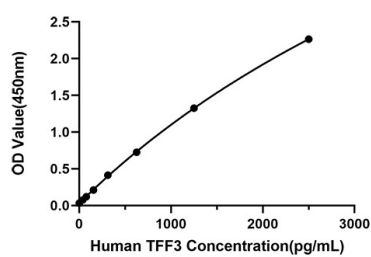
Validation Data



This standard curve is only for demonstration purposes. A standard curve should be generated for each assay.



This standard curve is only for demonstration purposes. A standard curve should be generated for each assay.



This standard curve is only for demonstration purposes. A standard curve should be generated for each assay.