

Rabbit anti-Human LH mAb

Catalog No.: RM98015

Basic Information

Catalog No.
RM98015

Catagory
Elisa Antibody Kit

Application
ELISA

Product Information

Ig Type
Rabbit IgG


Purification
Affinity purification


Endotoxin Level

Storage
Store at -20°C.
Avoid repeated freeze-thaw cycles.

Formulation
Supplied as a 0.2 µm filtered solution in PBS with 0.05% Proclin 300, PH 7.4.

Contact

 | order@abclonal.com

 | support@abclonal.com

 | www.abclonal.com

Background

Luteinizing hormone (LH) is a glycoprotein hormone that is co-secreted along with follicle-stimulating hormone by the gonadotrophin cells in the adenohypophysis (anterior pituitary). Luteinizing hormone is a part of a neurological pathway comprised of the hypothalamus, the pituitary gland, and gonads. In this pathway, LH release is stimulated by gonadotropin-releasing hormone (GnRH) and inhibited by estrogen in females and testosterone in males. LH has various functions, which differ between women and men. In both sexes, LH contributes to the maturation of primordial germ cells. In men, LH causes the Leydig cells of the testes to produce testosterone. In women, LH triggers the creation of steroid hormones from the ovaries

Immunogen Information

Immunogen
Recombinant human LH

Cross-Reactivity

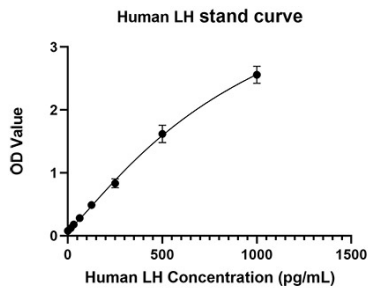
/

Assay Applications

Human LH Sandwich ELISA Immunoassay

	Recommended Concentration	Sample
ELISA Capture	1-4 µg/mL	Rabbit anti-Human LH mAb (Cat. No. RM98014)
ELISA Detection	0.02-0.08 µg/mL	Rabbit anti-Human LH mAb (Cat. No. RM98015)
Standard	15.6-1000 pg/mL	Recombinant Human LH Protein

Validation Data



This standard curve is only for demonstration purposes. A standard curve should be generated for each assay.