

# Rabbit anti-Human TNFR1 mAb

**Catalog No.: RM17949**




## Basic Information

**Catalog No.**  
RM17949**Catagory**  
Elisa Antibody Kit**Application**  
ELISA,Multiplex

## Product Information

**Ig Type**  
Rabbit IgG**Purification**  
Affinity purification**Endotoxin Level****Storage**  
Store at -20°C.  
**Avoid repeated freeze-thaw cycles.****Formulation**  
Supplied as a 0.2um filtered solution in PBS with 0.05%ProClin 300,PH 7.4.

## Contact

 | order@abclonal.com | support@abclonal.com | www.abclonal.com

## Background

This gene encodes a member of the TNF receptor superfamily of proteins. The encoded receptor is found in membrane-bound and soluble forms that interact with membrane-bound and soluble forms, respectively, of its ligand, tumor necrosis factor alpha. Binding of membrane-bound tumor necrosis factor alpha to the membrane-bound receptor induces receptor trimerization and activation, which plays a role in cell survival, apoptosis, and inflammation. Proteolytic processing of the encoded receptor results in release of the soluble form of the receptor, which can interact with free tumor necrosis factor alpha to inhibit inflammation. Mutations in this gene underlie tumor necrosis factor receptor-associated periodic syndrome (TRAPS), characterized by fever, abdominal pain and other features. Mutations in this gene may also be associated with multiple sclerosis in human patients.

## Immunogen Information

**Immunogen**  
Recombinant Human TNFR1 Protein

## Cross-Reactivity

No cross-reactivity in ELISA assay withrecombinant Human. EGF Human.IL-1β Human.IL-2 Human.IL-4 Human.IL-6 Human.IL-8 Human.IL-10 Mouse.EGF Mou'se.IL-1β

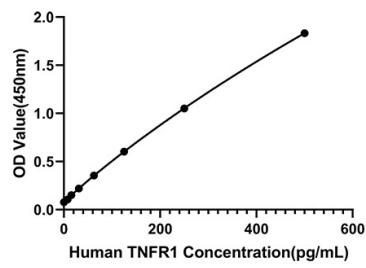
## Assay Applications

Human TNFR1 Sandwich ELISA/Multiplex

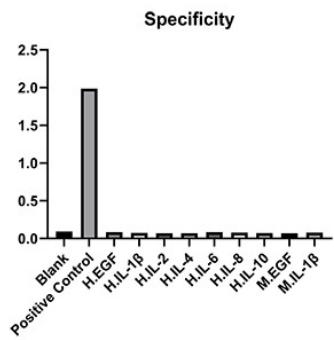
		Recommended Concentration	Sample
ELISA	Capture	1-4ug/mL	Rabbit anti-Human TNFR1 mAb(Cat. No.RM17949)
	Detection	0.25-0.0625ug/mL	Rabbit anti-Human TNFR1 mAb(Cat. No.RM17950)
	Standard	7.81-500pg/mL	Recombinant Human TNFR1 Protein

Multiplex	Capture	3-20ug/mL	Rabbit anti-Human TNFR1 mAb(Cat. No.RMK0237)
	Detection	0.017-2ug/mL	Rabbit anti-Human TNFR1 mAb(Cat. No.RM17949)
	Standard	6.86-5000pg/mL	Recombinant Human TNFR1 Protein

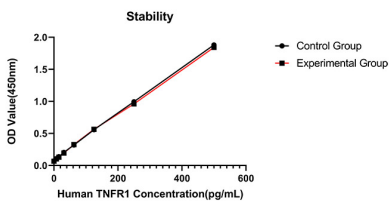
Validation Data



This standard curve is only for demonstration purposes. A standard curve should be generated for each assay.



No significant cross-reactivity or interference was observed.



Placed at 37°C for 3 days, the stability of the standard curve all conform to CV <10%.