

Rabbit anti-Human CD274 mAb (CAP)

Catalog No.: RM17855

Basic Information

Catalog No.
RM17855

Catagory
Elisa Antibody Kit

Application
ELISA

Product Information

Ig Type
Rabbit IgG


Purification
Affinity purification


Endotoxin Level

Storage
Store at -20°C.
Avoid repeated freeze-thaw cycles.

Formulation
Supplied as a 0.2um filtered solution in PBS with 0.05%ProClin 300,PH 7.4.

Contact

 | order@abclonal.com

 | support@abclonal.com

 | www.abclonal.com

Background

This gene encodes an immune inhibitory receptor ligand that is expressed by hematopoietic and non-hematopoietic cells, such as T cells and B cells and various types of tumor cells. The encoded protein is a type I transmembrane protein that has immunoglobulin V-like and C-like domains. Interaction of this ligand with its receptor inhibits T-cell activation and cytokine production. During infection or inflammation of normal tissue, this interaction is important for preventing autoimmunity by maintaining homeostasis of the immune response. In tumor microenvironments, this interaction provides an immune escape for tumor cells through cytotoxic T-cell inactivation. Expression of this gene in tumor cells is considered to be prognostic in many types of human malignancies, including colon cancer and renal cell carcinoma. Alternative splicing results in multiple transcript variants.

Immunogen Information

Immunogen
Recombinant Human CD274

Cross-Reactivity

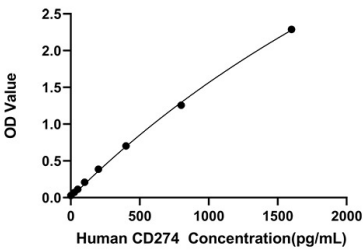
/

Assay Applications

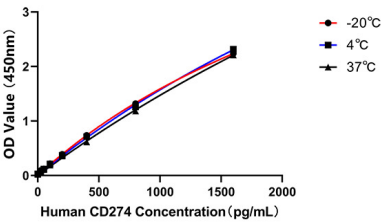
Human CD274 Sandwich ELISA Immunoassay

	Recommended Concentration	Sample
ELISA Capture	1-4ug/mL	Rabbit anti-Human CD274(CAP)(Cat. No.RM17855)
ELISA Detection	0.05-0.2ug/mL	Rabbit anti-Human CD274(DET)(Cat. No.RM17856)
Standard	25-1600pg/mL	Recombinant Human CD274 Protein

Validation Data



This standard curve is only for demonstration purposes. A standard curve should be generated for each assay.



Placed at 37°C for 3 days, the stability of the standard curve all conform to CV <10%.