Leader in Biomolecular Solutions for Life Science

www.abclonal.com

Rabbit anti-Rat IL-1 beta mAb

Catalog No.: RM17834

Basic Information

Catalog No.
RM17834

Catagory
Elisa Antibody Kit

Application
ELISA

Product Information

Ig Type
Rabbit IgG

Purification
Affinity purification

Endotoxin Level

Storage
Store at -20℃
Avoid repeated freeze-thaw cycles.

Formulation
Supplied as a 0.2um filtered solution in PBS with 0.05%ProClin 300,PH 7.4.

Contact

order@abclonal.com

support@abclonal.com

www.abclonal.com

Background

The protein encoded by this gene is a member of the interleukin 1 cytokine family. This cytokine is produced by activated macrophages as a proprotein, which is proteolytically processed to its active form by caspase 1. The encoded protein plays a role in thymocyte proliferation and is involved in the inflammatory response.

Immunogen Information

Immunogen
Recombinant

Cross-Reactivity

/

Assay Applications

Rat IL-1 beta Sandwich ELISA

		Recommended Concentration	Sample
ELISA	Capture	0.5-4ug/mL	Rabbit anti-Rat IL-1 beta mAb(Cat. No.RM17833)
	Detection	0.016.5-0.066ug/mL	Rabbit anti-Rat IL-1 beta mAb(Cat. No.RM17834)
	Standard	31.25-2000pg/mL	Recombinant Rat IL-1 beta Protein

Validation Data

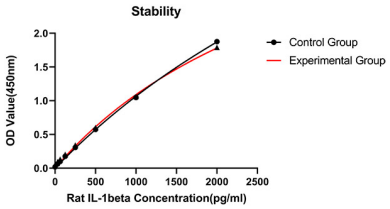

Placed at 37°C for 3 days, the stability of the standard curve all conformto CV <10%.

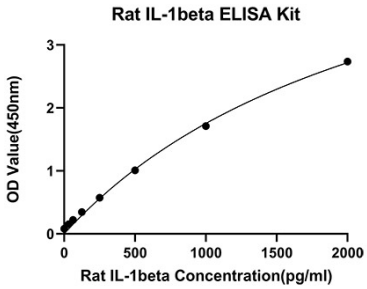

This standard curve is only for demonstration purposes. A standard curve should be generated for eachassay.

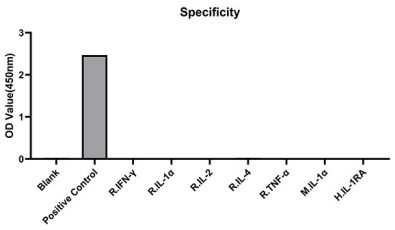

Fromthe comparison of the standard curve, it is found that ABclonal has highsensitivity.