Leader in Biomolecular Solutions for Life Science

www.abclonal.com

Rabbit anti-Rat TNF alpha mAb

Catalog No.: RM17821

Basic Information

Catalog No.
RM17821

Catagory
Elisa Antibody Kit

Application
ELISA

Product Information

Ig Type
Rabbit IgG

Purification
Affinity purification

Endotoxin Level
/

Storage
Store at -20℃
Avoid repeated freeze-thaw cycles.

Formulation
Supplied as a 0.2um filtered solution in PBS with 0.05%ProClin 300,PH 7.4.

Contact

order@abclonal.com

support@abclonal.com

www.abclonal.com

Background

Enables tumor necrosis factor receptor binding activity. Involved in several processes, including positive regulation of cell communication; positive regulation of macromolecule metabolic process; and positive regulation of neuron death. Located in several cellular components, including external side of plasma membrane; extracellular space; and neuronal cell body. Used to study several diseases, including cerebrovascular disease (multiple); liver disease (multiple); peptic esophagitis; perinatal necrotizing enterocolitis; and periventricular leukomalacia. Biomarker of several diseases, including brain disease (multiple); congestive heart failure (multiple); inflammatory bowel disease (multiple); lung disease (multiple); and non-alcoholic fatty liver disease (multiple). Human ortholog(s) of this gene implicated in several diseases, including artery disease (multiple); autoimmune disease (multiple); eye disease (multiple); lung disease (multiple); and skin disease (multiple). Orthologous to human TNF (tumor necrosis factor).

Immunogen Information

Immunogen
Recombinant Rat TNFA

Cross-Reactivity

No cross-reactivity in ELISA assay withrecombinant
Human TNFA,Mouse TNFA,Rat IFNG,Rat IL-1B,Rat IL-2,Rat IL-4

Assay Applications

Rat TNF-alpha ELISA

		Recommended Concentration	Sample
ELISA	Capture	1-4ug/mL	Rabbit anti-Rat TNF-alpha mAb(Cat. No.RM17821)
	Detection	0.166-0.66ug/mL	Rabbit anti-Rat TNF-alpha mAb(Cat. No.RM17824)
	Standard	0.78-50pg/mL	Recombinant Rat TNF-alpha Protein

Validation Data

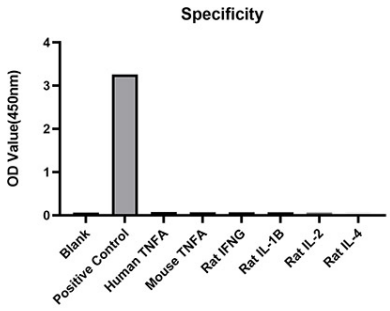

Fromthe comparison of the standard curve, it is found that ABclonal has highsensitivity.

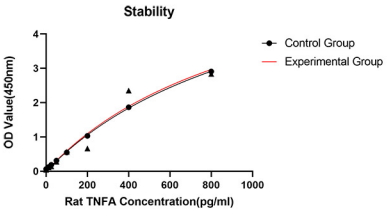

Placed at 37°C for 3 days, the stability of the standard curve all conformto CV <10%.

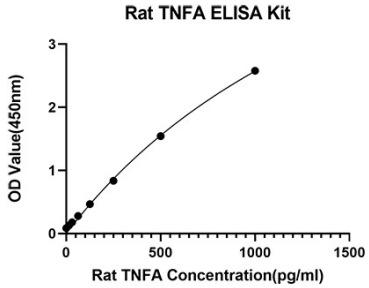

This standard curve is only for demonstration purposes. A standard curve should be generated for eachassay.