

Rabbit anti-Human IFN- α mAb (DET)

Catalog No.: RM17742

Basic Information

Catalog No.
RM17742

Catagory
Elisa Antibody Kit

Application
ELISA, Multiplex, CLIA

Product Information

Ig Type
Rabbit IgG

Purification
Affinity purification

Endotoxin Level

Storage
Store at -20°C.
Avoid repeated freeze-thaw cycles.

Formulation
Supplied as a 0.2 μ m filtered solution in PBS with 0.05% Proclin300, PH 7.4.

Contact

 | order@abclonal.com

 | support@abclonal.com

 | www.abclonal.com

Background

This gene is a member of the alpha interferon gene cluster on chromosome 9. The encoded cytokine is a member of the type I interferon family that is produced in response to viral infection as a key part of the innate immune response with potent antiviral, antiproliferative and immunomodulatory properties. This cytokine, like other type I interferons, binds a plasma membrane receptor made of IFNAR1 and IFNAR2 that is ubiquitously expressed, and thus is able to act on virtually all body cells. The encoded protein is effective in reducing the symptoms and duration of the common cold and in treating many types of cancer, including some hematological malignancies and solid tumors. A deficiency of type I interferon in the blood is thought to be a hallmark of severe COVID-19 and may provide a rationale for a combined therapeutic approach.

Immunogen Information

Immunogen
Recombinant fusion protein containing a sequence corresponding to amino acids 24-188 of human IFN- α (NP_000596.2).

Cross-Reactivity

No cross-reactivity in ELISA with recombinant hIFN- β hIFN-Lambda 1 hIFN-Lambda 2 hIFN- γ mIFN- γ mIFN- β rIFN- γ

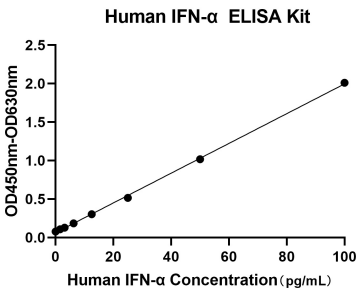
Assay Applications

Human IFN- α Sandwich Immunoassay

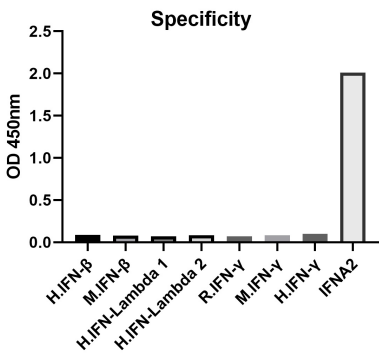
		Recommended Concentration	Sample
ELISA	Capture	1-4 μ g/mL	Rabbit anti-Human IFN- α mAb (Cat. No. RM17817)
	Detection	0.05-0.2 μ g/mL	Rabbit anti-Human IFN- α mAb (Cat. No. RM17742)
	Standard	1.56-100pg/mL	Recombinant Human IFN- α Protein

CLIA	Capture	1-4ug/mL	Rabbit anti-Human IFN- α mAb(Cat. No.RM17817)
	Detection	0.5-2ug/mL	Rabbit anti-Human IFN- α mAb(Cat. No.RM17742)
	Standard	5-4000pg/mL	Recombinant Human IFN- α Protein

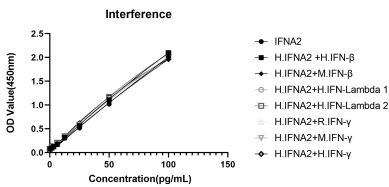
Validation Data



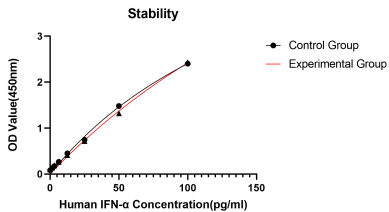
This standard curve is only for demonstration purposes. A standard curve should be generated for each assay.



No significant cross-reactivity or interference was observed.

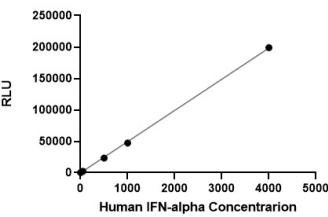


No significant cross-reactivity or interference was observed.



Placed at 37°C for 3 days, the stability of the standard curve all conform to CV <10%.

Validation Data



This standard curve is only for demonstration purposes. A standard curve should be generated for each assay.