

Rabbit anti-Human IL-5 mAb (DET)

Catalog No.: RM17738

Basic Information

Catalog No.
RM17738

Catagory
Elisa Antibody Kit

Application
ELISA, Multiplex, CLIA

Product Information

Ig Type
Rabbit IgG

Purification
Affinity purification


Endotoxin Level

Storage
Store at -20°C.
Avoid repeated freeze-thaw cycles.

Formulation
Supplied as a 0.2um filtered solution in PBS with 0.05%ProClin 300, PH 7.4.

Contact

 | order@abclonal.com

 | support@abclonal.com

 | www.abclonal.com

Background

This gene encodes a cytokine that acts as a growth and differentiation factor for both B cells and eosinophils. The encoded cytokine plays a major role in the regulation of eosinophil formation, maturation, recruitment and survival. The increased production of this cytokine may be related to pathogenesis of eosinophil-dependent inflammatory diseases. This cytokine functions by binding to its receptor, which is a heterodimer, whose beta subunit is shared with the receptors for interleukine 3 (IL3) and colony stimulating factor 2 (CSF2/GM-CSF). This gene is located on chromosome 5 within a cytokine gene cluster which includes interleukin 4 (IL4), interleukin 13 (IL13), and CSF2. This gene, IL4, and IL13 may be regulated coordinately by long-range regulatory elements spread over 120 kilobases on chromosome 5q31.

Immunogen Information

Immunogen
Recombinant fusion protein containing a sequence corresponding to amino acids 20-134 of human IL-5 (NP_000870.1).

Cross-Reactivity

No cross-reactivity in ELISA assay with recombinant hIL-2, hIL-3, hIL-4, hIL-9, mIL-5, mIL-2, mIL-4, mIL-9, Human GM-CSF, mGM-CSF, rGM-CSF

Assay Applications

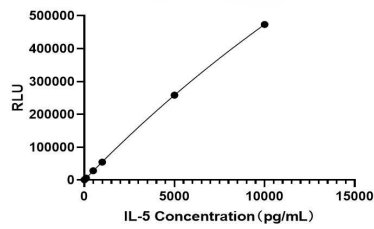
Human IL-5 Sandwich Immunoassay

		Recommended Concentration	Sample
ELISA	Capture	1-4ug/mL	Rabbit anti-Human IL-5 mAb(Cat. No.RM17737)
	Detection	0.04-0.16ug/mL	Rabbit anti-Human IL-5 mAb(Cat. No.RM17738)
	Standard	1.56-100pg/mL	Rabbit anti-Human IL-5 Protein

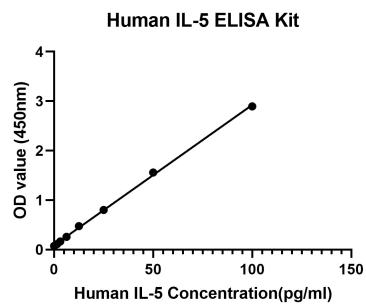
CLIA	Capture	1-4ug/mL	Rabbit anti-Human IL-5 mAb(Cat. No.RM17737)
	Detection	0.5-2ug/mL	Rabbit anti-Human IL-5 mAb(Cat. No.RM17738)
	Standard	2.5-10ng/mL	Rabbit anti-Human IL-5 Protein

Validation Data

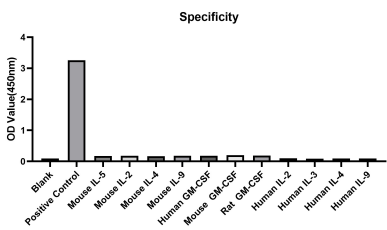
This standard curve is only for demonstration purposes. A standard curve should be generated for each assay.



This standard curve is only for demonstration purposes. A standard curve should be generated for each assay.



No significant cross-reactivity or interference was observed.



No significant cross-reactivity or interference was observed.

