

Rabbit anti-Human TNF-alpha mAb

Catalog No.: RM17657

Basic Information

Catalog No.
RM17657

Catagory
Elisa Antibody Kit

Application
ELISA, Multiplex, CLIA

Product Information

Ig Type
Rabbit IgG

Purification
Affinity purification

Endotoxin Level

Storage
Store at -20°C.
Avoid repeated freeze-thaw cycles.

Formulation
Supplied as a 0.2µm filtered solution in PBS with 0.05% Proclin 300, PH 7.4.

Contact

 | order@abclonal.com

 | support@abclonal.com

 | www.abclonal.com

Background

This gene encodes a multifunctional proinflammatory cytokine that belongs to the tumor necrosis factor (TNF) superfamily. This cytokine is mainly secreted by macrophages. It can bind to, and thus functions through its receptors TNFRSF1A/TNFR1 and TNFRSF1B/TNFR. This cytokine is involved in the regulation of a wide spectrum of biological processes including cell proliferation, differentiation, apoptosis, lipid metabolism, and coagulation. This cytokine has been implicated in a variety of diseases, including autoimmune diseases, insulin resistance, psoriasis, rheumatoid arthritis ankylosing spondylitis, tuberculosis, autosomal dominant polycystic kidney disease, and cancer. Mutations in this gene affect susceptibility to cerebral malaria, septic shock, and Alzheimer disease. Knockout studies in mice also suggested the neuroprotective function of this cytokine.

Immunogen Information

Immunogen
Recombinant TNF-alpha Protein

Cross-Reactivity

No cross-reactivity in ELISA assay with recombinant hNFKB1, mTNFA, rTNFA

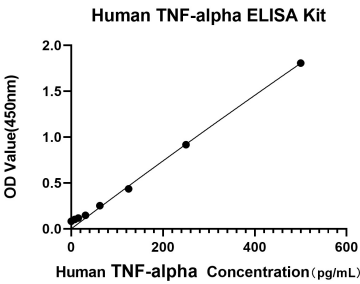
Assay Applications

Human TNF-alpha Sandwich Immunoassay

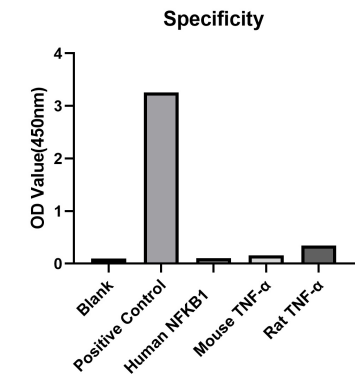
		Recommended Concentration	Sample
ELISA	Capture	0.5-2 µg/mL	Rabbit anti-Human TNF-alpha mAb (Cat. No. RM17657)
	Detection	0.006-0.025 µg/mL	Rabbit anti-Human TNF-alpha mAb (Cat. No. RM17658)
	Standard	7.81-500 pg/mL	Recombinant Human TNF-alpha Protein

Multiplex	Capture	3-20 µg/mL	Rabbit anti-Human TNF-alpha mAb (Cat. No. RM17657)
	Detection	0.017-2 µg/mL	Rabbit anti-Human TNF-alpha mAb (Cat. No. RM17658)
	Standard	1.4-1000 pg/mL	Recombinant Human TNF-alpha Protein (Cat. No. RP00001)
CLIA	Capture	1-4 µg/mL	Rabbit anti-Human TNF-alpha mAb (Cat. No. RM17657)
	Detection	0.5-2 µg/mL	Rabbit anti-Human TNF-alpha mAb (Cat. No. RM17658)
	Standard	5-2000 pg/mL	Recombinant Human TNF-alpha Protein

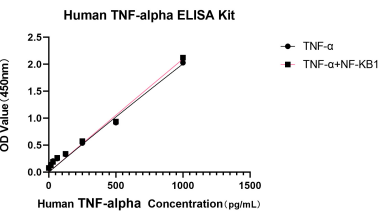
Validation Data



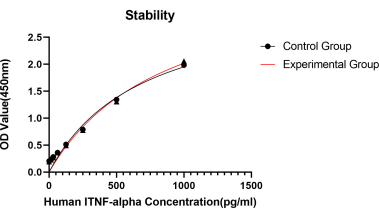
This standard curve is only for demonstration purposes. A standard curve should be generated for each assay.



No significant cross-reactivity or interference was observed.

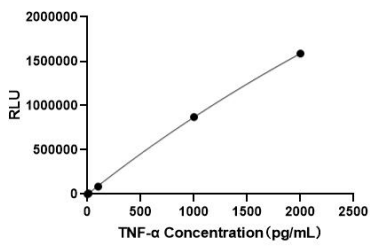


No significant cross-reactivity or interference was observed.

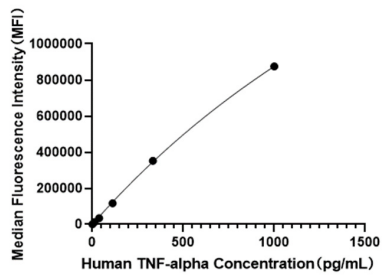


Placed at 37°C for 3 days, the stability of the standard curve all conform to CV <10%.

Validation Data



This standard curve is only for demonstration purposes. A standard curve should be generated for each assay.



This standard curve is only for demonstration purposes. A standard curve should be generated for each assay.