

ABflo® 700 Rabbit anti-Mouse CD127/IL-7R α mAb

Catalog No.: A26546

Basic Information

Observed MW

Calculated MW

51kDa

Category

Primary antibody

Applications

FC

Cross-Reactivity

Mouse

CloneNo number

ARC63550

Conjugate

ABflo® 700. Ex:690nm. Em:713nm.

Background

Interleukin-7 is a glycoprotein involved in the regulation of lymphopoiesis. Response of cells to IL7 is dependent on the presence of the interleukin 7 receptor (IL7R); the active receptor is a α/γ chain heterodimer. The $\gamma(c)$ chain, which also associates with the interleukin-2 receptor, serves primarily to activate signal transduction by the IL7R complex, while the α chain of IL7R determines specific signaling events through its association with cytoplasmic signaling molecules.

Recommended Dilutions

FC 5 μ l per 10^6 cells in
100 μ l volume

Immunogen Information

Gene ID

16197

Swiss Prot

P16872

Immunogen

Recombinant protein (or fragment). This information is considered to be commercially sensitive.

Synonyms

CD127; IL-7R α

Contact

☎ | 400-999-6126

✉ | cn.market@abclonal.com.cn

🌐 | www.abclonal.com.cn

Product Information

Source

Rabbit

Isotype

IgG

Purification

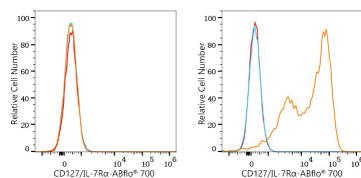
Affinity purification

Storage

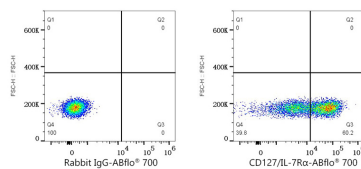
Store at 2-8°C. Avoid freeze.

Buffer: PBS with 0.09% Sodium azide, 0.2% BSA, pH7.3.

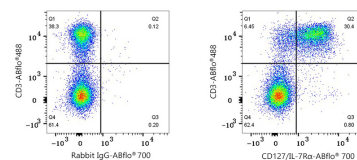
Validation Data



Flow cytometry: 1×10^6 293T cells (negative control, left) and 293T (Transfection, right) cells were surface-stained with ABflo® 700 Rabbit anti-Mouse CD127/IL-7R α mAb (A26546, 5 μ l/Test, orange line) or ABflo® 700 Rabbit IgG isotype control (A25976, 5 μ l/Test, blue line). Non-fluorescently stained cells were used as blank control (red line).



Flow cytometry: 1×10^6 293T (Transfection) cells were surface-stained with ABflo® 700 Rabbit IgG isotype control (A25976, 5 μ l/Test, left) or ABflo® 700 Rabbit anti-Mouse CD127/IL-7R α mAb (A26546, 5 μ l/Test, right).



Flow cytometry: 1×10^6 C57BL/6 mouse splenocytes were surface-stained with ABflo® 488 Rat anti-Mouse CD3 mAb (A27161, 5 μ l/Test) and ABflo® 700 Rabbit IgG isotype control (A25976, 5 μ l/Test, left) or ABflo® 700 Rabbit anti-Mouse CD127/IL-7R α mAb (A26546, 5 μ l/Test, right).