Leader in Biomolecular Solutions for Life Science

www.abclonal.com

KLHDC2 Rabbit pAb

Catalog No.: A15146

Basic Information

Observed MW
46kDa

Calculated MW
46kDa

Category
Primary antibody

Applications
WB,IHC-P,ELISA

Cross-Reactivity
Human, Mouse

Background

Enables ubiquitin ligase-substrate adaptor activity. Involved in ubiquitin-dependent protein catabolic process via the C-end degron rule pathway. Located in nuclear body and nuclear membrane. Is active in Cul2-RING ubiquitin ligase complex and nucleus.

Recommended Dilutions

WB	1:500 - 1:1000
IHC-P	1:50 - 1:200
ELISA	Recommended starting concentration is 1 μg/mL. Please optimize the concentration based on your specific assay requirements.

Immunogen Information

Gene ID
23588

Swiss Prot
Q9Y2U9

Immunogen
Recombinant protein (or fragment).This information is considered to be commercially sensitive.

Synonyms
LCP; HCLP1; HCLP-1; KLHDC2

Contact

400-999-6126

cn.market@abclonal.com.cn

www.abclonal.com.cn

Product Information

Source
Rabbit

Isotype
IgG

Purification
Affinity purification

Storage
Store at -20℃

Validation Data

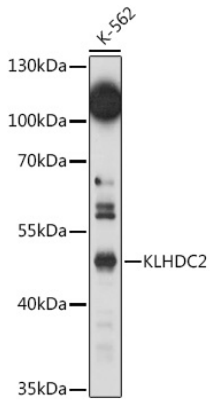

Western blot analysis of lysates from K-562 cells, using KLHDC2 Rabbit pAb (A15146) at 1:1000 dilution.
Secondary antibody: HRP-conjugated Goat anti-Rabbit IgG (H+L) (AS014) at 1:10000 dilution.
Lysates/proteins: 25µg per lane.
Blocking buffer: 3% nonfat dry milk in TBST.
Detection: ECL Basic Kit (RM00020).
Exposure time: 150s.

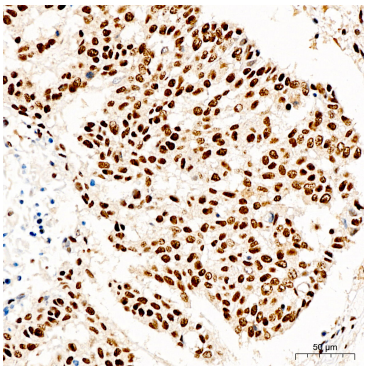

Immunohistochemistry analysis of paraffin-embedded Human lung cancer tissue using KLHDC2 Rabbit pAb (A15146) at a dilution of 1:200 (40x lens). High pressure antigen retrieval performed with 0.01M Citrate buffer (pH 6.0) prior to IHC staining.

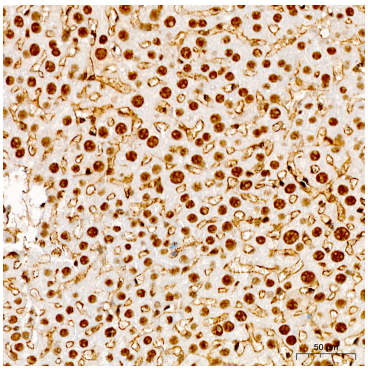

Immunohistochemistry analysis of paraffin-embedded Mouse liver tissue using KLHDC2 Rabbit pAb (A15146) at a dilution of 1:200 (40x lens). High pressure antigen retrieval performed with 0.01M Citrate buffer (pH 6.0) prior to IHC staining.

For research use only. Not for therapeutic or diagnostic purposes.
Please visit http://abclonal.com for a complete listing of recommended products.